



## 2<sup>nd</sup> Half Yearly Monitoring Report of MDM Scheme for the State of Madhya Pradesh

Period: 1<sup>st</sup> October, 2014 to 31<sup>st</sup> March, 2015

### *Districts Covered*

1.	Alirajpur	5.	Indore
2.	Dhar	6.	Jhabua
3.	Dewas	7.	Ujjain
4.	Gwalior		

*Submitted by*

**Dr. Manu Gautam**

Associate Professor

**M.P. Institute of Social Science Research**

(An Institute of ICSSR, Ministry of Human Resource Development, Govt. of India, New Delhi)

6, Bharatpuri Administrative Zone, UJJAIN – 456 010 (M.P.)

### Contents

<b>S.No.</b>	<b>Title</b>	<b>Page</b>
1.	<b>General Information</b>	<b>3-6</b>
2.	Executive Summary	7-20
3.	<b>2<sup>nd</sup> Half Yearly Monitoring Report for District - 1 (Alirajpur)</b>	<b>21-43</b>
	Mid Day Meal Scheme	22-42
	List of Schools Visited	42-43
4.	<b>2<sup>nd</sup> Half Yearly Monitoring Report for District - 2 (Dhar)</b>	<b>44-66</b>
	Mid Day Meal Scheme	45-64
	List of Schools Visited	65-66
5.	<b>2<sup>nd</sup> Half Yearly Monitoring Report for District - 3 (Dewas)</b>	<b>67-86</b>
	Mid Day Meal Scheme	68-84
	List of Schools Visited	85-86
6.	<b>2<sup>nd</sup> Half Yearly Monitoring Report for District - 4 (Gwalior)</b>	<b>87-110</b>
	Mid Day Meal Scheme	88-109
	List of Schools Visited	109-110
7.	<b>2<sup>nd</sup> Half Yearly Monitoring Report for District - 5 (Indore)</b>	<b>111-132</b>
	Mid Day Meal Scheme	112-131
	List of Schools Visited	131-132
8.	<b>2<sup>nd</sup> Half Yearly Monitoring Report for District - 6 (Jhabua)</b>	<b>133-153</b>
	Mid Day Meal Scheme	134-152
	List of Schools Visited	152-153
9.	<b>2<sup>nd</sup> Half Yearly Monitoring Report for District - 7 (Ujjain)</b>	<b>154-174</b>
	Mid Day Meal Scheme	155-172
	List of Schools Visited	173-174

### **1. General Information**

<b>S. No.</b>	<b>Information</b>	<b>Details</b>
1.	Name of the monitoring institute	<b>M.P. Institute of Social Science Research Ujjain (M.P)</b>
2.	Period of the report	<b>1<sup>st</sup> October, 2014 to 31<sup>st</sup> March, 2015</b>
3.	Fund Released for the period	-
4.	No. of Districts allotted	<b>(7) Districts</b>
5	Name of Districts	1. Alirajpur
		2. Dhar
		3. Dewas
		4. Gwalior
		5. Indore
		6. Jhabua
		7. Ujjain
6	Date of visit to the Districts / Schools (Information is to be given district wise)	<b>Districts</b> <b>Months of Visit</b>
		1. Alirajpur                      05/12/14 to 14/12/14
		2. Dhar                              03/12/14 to 12/12/14
		3. Dewas                            05/12/14 to 14/12/14
		4. Gwalior                        03/12/14 to 12/12/14
		5. Indore                            05/12/14 to 14/12/14
		6. Jhabua                          03/12/14 to 12/12/14
7. Ujjain                            08/12/14 to 17/12/14		
7.	Total number of elementary schools (primary + upper primary to be counted separately) in the Districts Covered by MI (Information is to be given district wise)	<b>Districts</b> <b>Total No. of Schools</b>
		1. Alirajpur                        2215
		2. Dhar                              4110
		3. Dewas                            2230
		4. Gwalior                        2053
		5. Indore                            1845
		6. Jhabua                          2410
7. Ujjain                            2180		
8.	Number of elementary schools monitored (primary and upper primary to be counted separately) Information is to be given for district wise i.e)	<b>Districts</b> <b>Total No. Covered MI</b>
		1. Alirajpur                        20+20=40
		2. Dhar                              14+26=40
		3. Dewas                            21+19=40
		4. Gwalior                        17+23=40
		5. Indore                            18+22=40
		6. Jhabua                          21+19=40
7. Ujjain                            17+23=40		
9.	What percentage of schools covered in all the Districts allotted	<b>Districts</b> <b>Percentage %</b>
		1. Alirajpur                        1.8%
		2. Dhar                              0.9%
		3. Dewas                            1.7%

		4. Gwalior	1.9%
		5. Indore	2.1%
		6. Jhabua	1.6%
		7. Ujjain	1.8%
10.	<b>Type of schools visited</b>		
a	Schools in Rural Area	<b>Districts</b>	<b>No. of Schools</b>
		1. Alirajpur	36
		2. Dhar	30
		3. Dewas	27
		4. Gwalior	23
		5. Indore	24
		6. Jhabua	38
		7. Ujjain	16
b	Primary	<b>Districts</b>	<b>No. of Schools</b>
		1. Alirajpur	19
		2. Dhar	10
		3. Dewas	14
		4. Gwalior	12
		5. Indore	11
		6. Jhabua	20
		7. Ujjain	08
c	Upper Primary School	<b>Districts</b>	<b>No. of Schools</b>
		1. Alirajpur	17
		2. Dhar	20
		3. Dewas	13
		4. Gwalior	11
		5. Indore	13
		6. Jhabua	18
		7. Ujjain	08
d	Upper Primary Schools with Primary Classes	<b>Districts</b>	<b>No. of Schools</b>
		1. Alirajpur	00
		2. Dhar	00
		3. Dewas	00
		4. Gwalior	00
		5. Indore	00
		6. Jhabua	00
		7. Ujjain	00
e	Schools in Urban Areas	<b>Districts</b>	<b>No. of Schools</b>
		1. Alirajpur	04
		2. Dhar	10
		3. Dewas	13
		4. Gwalior	17
		5. Indore	17
		6. Jhabua	02
		7. Ujjain	24



f	Primary School	<b>Districts</b>	<b>No. of Schools</b>
		1. Alirajpur	01
		2. Dhar	04
		3. Dewas	07
		4. Gwalior	06
		5. Indore	07
		6. Jhabua	01
		7. Ujjain	09
g	Upper Primary School	<b>Districts</b>	<b>No. of Schools</b>
		1. Alirajpur	03
		2. Dhar	06
		3. Dewas	06
		4. Gwalior	11
		5. Indore	09
		6. Jhabua	01
		7. Ujjain	15
h	Upper Primary Schools with Primary Classes	<b>Districts</b>	<b>No. of Schools</b>
		1. Alirajpur	00
		2. Dhar	00
		3. Dewas	00
		4. Gwalior	00
		5. Indore	00
		6. Jhabua	00
		7. Ujjain	00
i	NCLP Schools	<b>Districts</b>	<b>No. of Schools</b>
		1. Alirajpur	00
		2. Dhar	00
		3. Dewas	00
		4. Gwalior	01
		5. Indore	00
		6. Jhabua	00
		7. Ujjain	00
j	School sanctioned with Kitchen cum Stores	<b>Districts</b>	<b>No. of Schools</b>
		1. Alirajpur	25
		2. Dhar	33
		3. Dewas	18
		4. Gwalior	27
		5. Indore	18
		6. Jhabua	23
		7. Ujjain	18
k	Schools having Cook cum helpers engaged as per norm	<b>Districts</b>	<b>No. of Schools</b>
		1. Alirajpur	30
		2. Dhar	35
		3. Dewas	31
		4. Gwalior	36

		5. Indore	33
		6. Jhabua	33
		7. Ujjain	32
11	Number of schools visited by Nodal Officer of the Monitoring Institute.	<b>Districts</b>	<b>No. of Schools</b>
		1. Alirajpur	00
		2. Dhar	00
		3. Dewas	05
		4. Gwalior	00
		5. Indore	05
		6. Jhabua	00
		7. Ujjain	05
12	Whether the draft report has been shared with the Director of the nodal department implementing MDM : YES / NO	<b>Districts</b>	<b>Yes/No</b>
		1. Alirajpur	Yes
		2. Dhar	Yes
		3. Dewas	Yes
		4. Gwalior	Yes
		5. Indore	Yes
		6. Jhabua	Yes
		7. Ujjain	Yes
13.	After submission of the draft report to the Director of the nodal department implementing MDMS whether the MI has received any Observations from the Directorate : YES / NO	<b>Districts</b>	<b>Yes/No</b>
		1. Alirajpur	No
		2. Dhar	No
		3. Dewas	No
		4. Gwalior	No
		5. Indore	No
		6. Jhabua	No
		7. Ujjain	No

**Executive Summary for (MDM) the Seven districts of Madhya Pradesh  
Period - 1<sup>st</sup> October 2014 to 31<sup>st</sup> March 2015**

**1: Availability of food grains:**

<b>Districts</b>	<b>Observation</b>
<b>1. Alirajpur</b>	The empirical data collected by the MI team during the survey shows that 31 visited schools of the district had buffer stock available with them. 32 schools reported receipt of food grains on time. In 36 visited schools it was seen that the food grains were released to schools after adjusting the unspent balance of previous month.
<b>2. Dhar</b>	The empirical data collected by the MI team during the survey shows that 36 visited schools of the district had buffer stock available with them. As directed by the state government. It is the duty of lifting agency to deliver the food grains from the PDS shops to the schools or to the cooking agency where the MDM is prepared. All schools surveyed reported to have received the food grains on time. In 31 visited schools it was seen that the food grains were released to schools after adjusting the unspent balance of previous month.
<b>3. Dewas</b>	In 31 visited schools it was seen that the food grains were released to schools after adjusting the unspent balance of previous month. 37 out of 40 visited schools had fair average quality (FAQ), Grade-A quality foodgrains.
<b>4. Gwalior</b>	The empirical data collected by the MI team during the survey shows that 33 visited schools of the district had buffer stock available with them. In 24 visited schools it was seen that the food grains were released to schools after adjusting the unspent balance of previous month. 36 out of 40 visited schools had fair average quality (FAQ), Grade-A quality foodgrains.
<b>5. Indore</b>	The empirical data collected by the MI team during the survey shows that 32 visited schools of the district had buffer stock available with them. In 31 visited schools it was seen that the food grains were released to schools after adjusting the unspent balance of previous month.
<b>6. Jhabua</b>	In 34 visited schools it was seen that the food grains were released to schools after adjusting the unspent balance of previous month. Only 21 out of 40 visited schools had fair average quality (FAQ), Grade-A quality foodgrains.
<b>7. Ujjain</b>	The empirical data collected by the MI team during the survey shows that 39 visited schools of the district had buffer stock available with them.

**2: Timely release of funds:**

<b>1. Alirajpur</b>	23 schools reported delays in receiving funds. Total 15 and 8 schools suffered from a delay of 2 and 3 months respectively in release of funds.
<b>2. Dhar</b>	It is the duty of the state to give funds for MDM to schools. According to the survey data 28 schools acknowledged to the receipt of funds on time. Total

	12 visited schools reported a delay of 2-3 months in the release of funds from district to block schools. On enquiry the cooking agency revealed that they have not been provided fund from the district.
<b>3. Dewas</b>	All schools were receiving funds on time.
<b>4. Gwalior</b>	It is the duty of the state to give funds for MDM to schools. According to the survey data 37schools acknowledged to the receipt of funds on time. Total 3 visited schools reported a delay of 2 months in the release of funds from district to block/ schools. On enquiry the cooking agency revealed that they have not been provided fund from the district.
<b>5. Indore</b>	It is the duty of the state to give funds for MDM to schools. According to the survey data 38schools acknowledged to the receipt of funds on time. Total 2 visited schools reported a delay of 3 months in the release of funds from district to block/ schools. On enquiry the cooking agency revealed that they have not been provided fund from the district.
<b>6. Jhabua</b>	It is the duty of the state to give funds for MDM to schools. According to the survey data only 24 schools acknowledged to the receipt of funds on time.
<b>7. Ujjain</b>	It is the duty of the state to give funds for MDM to schools. According to the survey data 36 schools acknowledged to the receipt of funds on time. Total 4 visited schools reported a delay of 2 months in the release of funds from district. On enquiry the cooking agency revealed that they have not been provided fund from the district.

### **3: Availability of Cooking Cost:**

<b>1. Alirajpur</b>	21 out of 40 schools/ implementing agencies were not receiving cooking costs in advance regularly. At all visited schools, cooking cost was paid via e-transfers.
<b>2. Dhar</b>	13 out of 40 schools/ implementing agencies were not receiving cooking costs in advance regularly. 2-3 months delay was observed. SHGs manage on their own in case of non-receipt of cooking costs. At all visited schools, cooking cost was paid via e-transfers.
<b>3. Dewas</b>	All schools/ implementing agencies were receiving cooking costs in advance regularly. At all visited schools, cooking cost was paid via e-transfers.
<b>4. Gwalior</b>	2 out of 40 schools/ implementing agencies were not receiving cooking costs in advance regularly. Namely: Govt. Girls Upper Primary School Rehnt (Ghatigaon), Govt. Girls Primary School Biloua (Dabra). 1-2 Months delay was observed. On enquiry the cooking agency revealed that they have not been provided fund from the district and due to banking process.
<b>5. Indore</b>	2 out of 40 schools/ implementing agencies were not receiving cooking costs in advance regularly. At all visited schools, cooking cost was paid via e-transfers.
<b>6. Jhabua</b>	13 out of 40 schools/ implementing agencies were not receiving cooking costs in advance regularly. Govt. upper primary School Kardawad, Petlawad

	did not receive its cooking funds since 1 year.
<b>7. Ujjain</b>	9 out of 40 schools/ implementing agencies were not receiving cooking costs in advance regularly. At all visited schools, cooking cost was paid via e-transfers.

#### **4: Availability of Cook-cum-helpers:**

<b>1. Alirajpur</b>	At 25 visited schools, cooks-cum-helpers were engaged by SHGs in-charge. At the 10 schools panchayat engaged them and at remaining 5 SMC. At 30 visited schools, the hired cooks-cum-helpers were as per the norms of the centre or the state.
<b>2. Dhar</b>	At 37 visited schools, cooks-cum-helpers were engaged by SHGs in-charge. At the remaining 3 schools, SMC had engaged them. According to the norms of govt. cooks-cum-helpers are paid a monthly honorarium of Rs.1000 each. At all the visited schools, it was a common complaint by the cooks-cum-helpers that their wages are very low and they are incapable of working at the present pay. Hence, they demand an increase in their honorarium. At 8 visited schools, cooks-cum-helpers complained that they were not receiving their remuneration on time. Cooks remuneration has not been paid since 1 year in Govt. Primary School No.10 Brahmakundi Dhar (Dhar).
<b>3. Dewas</b>	At 30 visited schools, cooks-cum-helpers were engaged by SHGs in-charge. At the remaining 10 schools, NGO engaged at 3, SMC at another 3 and panchayat at 4. The GoMP has ordered to employ women of weaker sections of the society for working in MDM program. In terms of social composition out of 86 cooks and helpers, in 40 visited schools: 35 were OBC, 22 SC, 16 ST, & 13 General.
<b>4. Gwalior</b>	All visited schools were paying the remuneration to cooks-cum-helpers via cheques. It is necessary for all the employees to open a bank account for monetary transactions. According to the norms of govt. cooks-cum-helpers are paid a monthly honorarium of Rs.1000 each. At 14 visited schools cooks-cum-helpers had undergone training for 1-3 days at Zila Panchayat, Gwalior.
<b>5. Indore</b>	At 33 visited schools, the hired cooks-cum-helpers were as per the norms of the Centre or the State. According to the norms of govt. cooks-cum-helpers are paid a monthly honorarium of Rs.1000 each. All visited schools were paying cooks-cum-helpers via cheques. It is necessary for all the employees to open a bank account for monetary transactions.
<b>6. Jhabua</b>	At 34 visited schools, cooks-cum-helpers were engaged by SHGs in-charge. At the remaining 6 schools, SMC and panchayat engaged them. At 12 visited schools, cooks-cum-helpers complained that they were not receiving their remuneration on time. Only at 16 visited schools cooks-cum-helpers had undergone training. Details of training: 2 days, by Janpad/ Cluster
<b>7. Ujjain</b>	At 31 visited schools, cooks-cum-helpers were engaged by SHGs in-charge. At the remaining 9 schools, NGO engaged them. At 32 visited schools, the hired cooks-cum-helpers were as per the norms of the Centre or the State. All the visited schools were paying cooks-cum-helpers via cheques. It is necessary

	for all the employees to open a bank account for monetary transactions. Zila Panchayat debits money to SMCs bank account and then SMC pay cook-cum-helper via cheques.
--	--

### 5: Regularity in Serving Meal

<b>1. Alirajpur</b>	At 37 visited schools of Alirajpur district hot cooked meals are being served daily to students.
<b>2. Dhar</b>	All visited schools of Dhar district hot cooked meals are being served daily to students.
<b>3. Dewas</b>	All visited schools of Dewas district hot cooked meals are being served daily to students.
<b>4. Gwalior</b>	All visited schools of Gwalior district hot cooked meals are being served daily to students.
<b>5. Indore</b>	All visited schools of Indore district hot cooked meals are being served daily to students.
<b>6. Jhabua</b>	37 out of 40 visited schools of Jhabua district hot cooked meals are being served daily to students. List of schools-Govt. Primary School Baignbadi, Petlawad, Govt. Navin Upper Primary School Foottalab, MeghNagar Govt. Upper Primary School Negdiya, and Jhabua.
<b>7. Ujjain</b>	At 38 out of 40 visited schools of Ujjain dist. hot cooked meals are being served daily to students. List of Schools- Govt. Primary School Rajota (Badnagar), Govt. Upper Primary School Rajota (Badnagar).

### 6: Quality &Quantity of Meal

<b>1. Alirajpur</b>	At 35 visited schools, students were satisfied with the quality of meal provided to them. At 34 visited schools, students were satisfied with the quantity of meal provided to them. Reasons- MDM is not made according to menu.
<b>2. Dhar</b>	At 35 visited schools, students were satisfied with the quality of meal provided to them. Reasons- MDM is not made According menu & Poor quality.
<b>3. Dewas</b>	At 34 visited schools, students were satisfied with the quality of meal provided to them. Exclusions: <ul style="list-style-type: none"> <li>• Govt. Primary School Tonk Khurd,</li> <li>• Govt. Girls Upper primary School Dewali,</li> <li>• Govt. Boys Primary School Tonk Khurd(Tonk Khurd),</li> <li>• Govt. Primary School Janjal Khedi (Kannod),</li> <li>• Govt. Girls Primary School Radhabai Dewas,</li> <li>• Govt. Girls Upper Primary School Radhabai Dewas (Dewas)</li> </ul>

	Reason: MDM in above mentioned schools was not being made according to Menu.
<b>4. Gwalior</b>	At 37 visited schools, students were satisfied with the quality of meal provided to them. Reasons- MDM Quality is not good. At 36 visited schools, students were satisfied with the quantity of pulses used in meal per child.
<b>5. Indore</b>	At 30 visited schools, students were satisfied with the quality of meal provided to them. Reasons- Chapati is not good. Mid day meal quality (Dal & Chapati) is very bad.
<b>6. Jhabua</b>	At 34 visited schools, students were satisfied with the quality of meal provided to them. Students were unsatisfied quality of meal. Reasons- MDM Poor Quality & MDM is not Made According to Menu. At 28 visited schools, students were satisfied with the quantity of green leafy vegetables used in meal per child.
<b>7. Ujjain</b>	At 37 visited schools, students were satisfied with the quality of meal provided to them. Exclusions: <ul style="list-style-type: none"> <li>• Govt. Primary School Rajota</li> <li>• Govt. Upper Primary School Rajota (Banager),</li> <li>• Govt. Upper Primary School No.2 Khachrod (Kachrod)</li> </ul> Reason: MDM in above mentioned schools was not being quality meals

### 7: Variety of Menu:

<b>1. Alirajpur</b>	All visited schools followed the menu as given by GoMP. At 26 visited schools the weekly menu was displayed at a prominent place noticeable to the community. At only 20 visited schools (10 P & 10 M), it was reported that the given meals were providing the students with sufficient nutrition and energy.
<b>2. Dhar</b>	At only 19 visited schools the weekly menu was displayed at a prominent place noticeable to the community. 35 visited schools of Dhar District. are following the weekly menu uniformly. Reasons given by the remaining schools for not following the menu are – unavailability of items in local market, disliked by children, unaware of preparation process, costly items, longer preparation time and unseasonal food grain.
<b>3. Dewas</b>	At 30 visited schools the weekly menu was displayed at a prominent place noticeable to the community. 33 visited schools of Dewas district. are following the weekly menu uniformly. Reasons given by the remaining schools for not following the menu are: Unavailability in local market: 4 schools, Disliked by children: 2 schools, Costly items: 2 schools.
<b>4. Gwalior</b>	At 36 visited schools the weekly menu was displayed at a prominent place noticeable to the community. 31 visited schools emphasized over using locally available ingredients. At 28 visited schools (13 P & 15 M), it was reported that the given meals were providing the students with sufficient nutrition and energy.



<b>5. Indore</b>	All visited schools followed the menu as given by GoMP. 28 visited schools of Indore Dist. are following the weekly menu uniformly. Reasons given by the remaining schools for not following the menu are: Unavailability in local market: 5 schools, Disliked by children: 4 schools, Costly items: 5 schools.
<b>6. Jhabua</b>	The weekly menu is decided by the officials at state level. All visited schools followed the menu as given by GoMP. At 29 visited schools the weekly menu was displayed at a prominent place noticeable to the community. 24 visited schools of Jhabua District. are following the weekly menu uniformly. Reasons given by the remaining schools for not following the menu are – unavailability of items in local market, unaware of preparation process, costly items, unavailability of utensils and unseasonal food grain.
<b>7. Ujjain</b>	At 35 visited schools the weekly menu was displayed at a prominent place noticeable to the community. 31 visited schools of Ujjain District. Are following the weekly menu uniformly. Reasons given by the remaining schools for not following the menu are: <ul style="list-style-type: none"> <li>• Unavailability in local market: 2 schools</li> <li>• Disliked by children: 2 schools</li> <li>• Unaware of preparation process: 1 school</li> <li>• Costly items: 3 schools</li> </ul>

**8: Display of Information under Right to Education Act, 2009 at the school level at prominent place:**

<b>1. Alirajpur</b>	At 29 visited schools, the daily menu of MDM was displayed on the walls. 21 visited schools had the logo of MDM displayed at a prominent place.
<b>2. Dhar</b>	At only 17 schools, a board was found displaying the quantity and date of foodgrains received. At 18 visited schools, the daily menu of MDM was displayed on the walls. Only 15 visited schools had the logo of MDM displayed at a prominent place.
<b>3. Dewas</b>	At 32 schools a board displaying the details was found. At 36 schools a board displaying the details was found. At 37 schools a board displaying the details was found. At only 16 schools a board displaying the details was found.
<b>4. Gwalior</b>	At 22 visited schools, a display was found showing the number of children being given MDM. At 32 visited schools, the daily menu of MDM was displayed on the walls. 31 visited schools had the logo of MDM displayed at a prominent place.
<b>5. Indore</b>	At 20 visited schools, a display was found showing the number of children being given MDM. At 30 visited schools, the daily menu of MDM was displayed on the walls. Only 8 visited schools had the logo of MDM displayed at a prominent place.
<b>6. Jhabua</b>	At 30 visited schools, the daily menu of MDM was displayed on the walls. 24 visited schools had the logo of MDM displayed at a prominent place.
<b>7. Ujjain</b>	At 28 schools a board was found displaying the quantity and date of foodgrains received. At 25 schools a board was found displaying the balance quantity of foodgrains utilized during the month. At 29 schools, the daily



	menu of MDM was displayed on the walls.
--	---

## 9: Trends:

<b>1. Alirajpur</b>	A total of 4311 children were enrolled in the 20 primary and 20 upper primary schools of Alirajpur district. Of these 430 (109 P + 321 M) were from urban regions (4 schools) and 3881 (1551 P + 2330 M) were from rural regions (36 schools). The MI team in their visits to schools, recorded a total number of 2530 children present; 281 out of 430 in urban and 2249 out of 3881 in rural regions. As per the MDM registers 2410 out of 4311 of the total enrolled students were availing the MDM facility in the visited schools.
<b>2. Dhar</b>	A total of 6755 children were enrolled in the 14 primary and 26 upper primary schools of Dhar district. Of these 1859 (508 P + 1351 M) were from urban regions (10 schools) and 4896 (841 P + 4055 M) were from rural regions (30 schools). The MI team in their visits to schools recorded a total number of 4536 children present; 1150 out of 1859 in urban and 3386 out of 4896 in rural regions.
<b>3. Dewas</b>	A total of 4753 children were enrolled in the 21 primary and 19 upper primary schools of Dewas district. Of these 1855 (794 P + 1061 M) were from urban regions and 2898 (1172 P + 1726 M) were from rural regions. As per the MDM registers 3034 out of 4753 of the total enrolled students were availing the MDM facility in the visited schools.
<b>4. Gwalior</b>	As per the MDM registers 3308 out of 6110 of the total enrolled students were availing the MDM facility in the visited schools. 3199 enrolled students out of 3308 were actually found to be having MDM on the days of visit. 1491 (330 P + 1161 M) were urban and 1708 (761 P + 947 M) were rural.
<b>5. Indore</b>	A total of 4634 children were enrolled in the 18 primary and 22 upper primary schools of Indore district. Of these 2505 (1113 P + 1392 M) were from urban regions (18 schools) and 2129 (868 P + 1261 M) were from rural regions (22 schools). The MI team in their visits to schools recorded a total number of 3400 children present; 1758 out of 2505 in urban and 1642 out of 2129 in rural regions.
<b>6. Jhabua</b>	A total of 5423 children were enrolled in the 21 primary and 19 upper primary schools of Jhabua district. Of these 337 (109 P + 228 M) were from urban regions (2 schools) and 5086 (2256 P + 2830 M) were from rural regions (38 schools). The MI team in their visits to schools, recorded a total number of 3575 children present; 253 out of 337 in urban and 3322 out of 5086 in rural regions.
<b>7. Ujjain</b>	A total of 5451 children were enrolled in the 17 primary and 23 upper primary schools of Ujjain district. Of these 3510 (966 P + 2544 M) were from urban regions and 1941 (952 P + 989 M) were from rural regions. 2779 enrolled students out of 3165 were actually found to be having MDM on the days of visit. 1657 (410 P + 1247 M) were urban and 1122 (614 P + 508 M) were rural.

**10: Social Equity:**

<b>1. Alirajpur</b>	In 38 out of 40 visited schools, it was seen that cooks-cum-helpers were serving the children. In 20 schools, children were made to sit in a queue while eating. In remaining 20 schools children were sitting in small-small groups or in a disorderly manner.
<b>2. Dhar</b>	In 35 visited schools, it was seen that cooks-cum-helpers were serving the children. At 31 visited schools, the children were made to sit in line while eating. At 6 schools the children were found eating in small-small groups or in a disorderly manner.
<b>3. Dewas</b>	In all 40 visited schools, it was seen that cooks-cum-helpers were serving the children. In 29 schools, children were made to sit in a queue while eating. At 10 schools both children and helpers were involved in serving meals. At a few schools children were found sitting in small-small groups or in a disorderly manner.
<b>4. Gwalior</b>	In 37 out of 40 visited schools, it was seen that cooks-cum-helpers were serving the children. In 36 schools, children were made to sit in a queue while eating. In remaining 4 schools children were sitting in small-small groups or in a disorderly manner.
<b>5. Indore</b>	In 37 out of 40 visited schools, it was seen that cooks-cum-helpers were serving the children. In 34 schools, children were made to sit in a queue while eating. In remaining 6 schools children were sitting in small-small groups or in a disorderly manner.
<b>6. Jhabua</b>	In 37 visited schools, it was seen that cooks-cum-helpers were serving the children. At 23 visited schools, the children were made to sit in line while eating. At some schools the children were found eating in small-small groups (13) and in a disorderly manner (4).
<b>7. Ujjain</b>	In 34 out of 40 visited schools, it was seen that cooks-cum-helpers were serving the children. In 28 schools, children were made to sit in a queue while eating. At 21 schools both children and helpers were involved in serving meals.

**11: Convergence with Other Schemes:**

<b>1. Alirajpur</b>	<p>The convergence of Mid-day meal scheme with Sarva Shiksha Abhiyan is as follows:</p> <ul style="list-style-type: none"> <li>- The responsibilities of teachers lie in maintaining daily MDM records (found in 38 schools), updating the MDM register (37) and checking the quality of MDM (34).</li> <li>- The responsibility of coordinators is to give information of sudden closing of MDM to CEOs within 24 hours (observed in 18 visited schools).</li> <li>- An important responsibility of coordinator is to regularly inspect and</li> </ul>
---------------------	---

	monitor MDM activity in schools (observed in 34 visited schools).
<b>2. Dhar</b>	School health cards being up-to-date were found at only 8 primary and 8 upper primary schools out of the 40 visited schools (16 total). At 25 schools (out of 40 visited), students had health check-up within last one year. Out of those 25 schools, 7 have monthly check-ups, 6 have half yearly, 9 have yearly and 3 have irregularly. Periodically micronutrient tablets are given to students as supplements necessary for proper growth. The situation in Dhar district was not good, out of the 40 schools surveyed, 22 schools' children received iron dosage, 19 received folic acid, 12 received Vit-A and only 14 received de-worming medicines on time.
<b>3. Dewas</b>	<p>The convergence of Mid-day meal scheme with Sarva Shiksha Abhiyan is as follows:</p> <ul style="list-style-type: none"> <li>- The responsibilities of teachers lie in maintaining daily MDM records (found in 34 schools), updating the MDM register (34) and checking the quality of MDM (32).</li> <li>- The responsibility of coordinators is to give information of sudden closing of MDM to CEOs within 24 hours (observed in 34 visited schools).</li> <li>- An important responsibility of coordinator is to regularly inspect and monitor MDM activity in schools (observed in 35 visited schools).</li> </ul> <p>Potable water for drinking purpose was available at 35 visited schools (in convergence with drinking water and sanitation programme).</p>
<b>4. Gwalior</b>	The situation in Gwalior district is fair, out of 40 schools surveyed, 31 schools' children received iron dosage, only 13 received folic acid, 26 received Vit-A and 21 received de-worming medicines on time. All the schools of Gwalior district are supervised by the health department for the medicines. At 7 visited schools the administration of medicines was found irregular or nil. Only 11 schools reported to have half-yearly administration and 22 schools annually.
<b>5. Indore</b>	School health cards being up-to-date were found at only 4 primary and 9 Upper Primary schools out of the 40 visited schools (13 total). At 30 schools (out of 40 visited), students had health check-up within last one year. Out of those 30 schools, only 1 have monthly check-ups, 8 have half yearly, 17 have yearly and 4 have irregularly. Note: At Govt. Girls upper primary School Dhannd (Depalpur), health department has not visited since last 3 years for health check-up. The situation in Indore district is not good, out of the 40 schools surveyed, 22 schools' children received iron dosage, only 16 received folic acid, 22 received Vit-A and only 16 received de-worming medicines on time.
<b>6. Jhabua</b>	<p>The convergence of Mid-day meal scheme with Sarva Shiksha Abhiyan is as follows:</p> <ul style="list-style-type: none"> <li>- The responsibilities of teachers lie in maintaining daily MDM records (found in 32 schools), updating the MDM register (29) and checking the quality of MDM (31).</li> <li>- The responsibility of coordinators is to give information of sudden</li> </ul>

	<p>closing of MDM to CEOs within 24 hours (observed in 28 visited schools).</p> <p>- An important responsibility of coordinator is to regularly inspect and monitor MDM activity in schools (observed in only 23 visited schools).</p>
<b>7. Ujjain</b>	<p>The situation in Ujjain district is bad, out of the 40 schools surveyed, 28 schools' children received iron dosage, 20 received folic acid, only 16 received Vit-A and just 8 received de-worming medicines on time. Potable water for drinking purpose was available at 26 visited schools (in convergence with drinking water and sanitation programme).</p>

## 12: Infrastructure:

<b>1. Alirajpur</b>	<p>25 visited schools had <i>pucca</i> kitchen and was being used for cooking purposes. At 16 visited schools kitchen sheds were constructed under SSA scheme and at 15 schools under MDM scheme. 7 visited schools had the kitchen constructed but were not using them. Reasons –Self help group mid day meal was making at home.</p>
<b>2. Dhar</b>	<p>During monitoring of 40 schools by the MI team, all schools' kitchen-cum-store was found in hygienic condition, properly ventilated and had their kitchen away from classrooms. Majority of the visited schools (25) use firewood for cooking meals, rest (15 schools) use LPG. 36 visited schools have sufficient utensils available for cooking. 3 visited schools did not have sufficient number of plates available for all children. These schools are Govt. upper primary Sulawad (Nalchha), Govt. Bhoj Girls upper primary No.02 Dhar (Dhar) &amp; Govt. primary School Malbihar (Umarban).</p>
<b>3. Dewas</b>	<p>18 visited schools had <i>pucca</i> kitchen and was being used for cooking purposes. At 30 visited schools kitchen sheds were constructed under SSA scheme, at 5 under MDM scheme and at remaining 5 under some other scheme. 12 visited schools had the kitchen constructed but were not using them. Reason: Prepared meals were procured from the centralized kitchen in Dewas urban and in other schools, SHG prepared mid day meal at their own places.</p>
<b>4. Gwalior</b>	<p>27 visited schools had <i>pucca</i> kitchen and was being used for cooking purposes. 2 visited schools were such that had the kitchen constructed but were not using them.</p> <p>Reasons for kitchen constructed but not using-</p> <ul style="list-style-type: none"> <li>• Govt. Primary School Bhagirathpura (Bhitrwar): Water seepage during rains</li> <li>• Govt. Primary School Raker ka Chak (Bhitrwar): Damaged kitchen shed and cracked floors.</li> </ul>
<b>5. Indore</b>	<p>31 visited schools had <i>pucca</i> kitchen and was being used for cooking purposes. 9 visited schools were such that had the kitchen constructed but were not using them. Reason: Prepared meals were procured from the centralized kitchen in Indore urban and in other schools, SHG prepared at</p>

	their own places. During monitoring of 40 schools by the MI team, only 18 schools' kitchen-cum-store was found in hygienic condition, 16 schools' were properly ventilated and 16 schools had their kitchen away from classrooms. Majority of the visited schools (24) use firewood for cooking meals, rest (16 schools) use LPG.
<b>6. Jhabua</b>	During monitoring of 40 schools by the MI team, 34 schools' kitchen-cum-store was found in hygienic condition, 33 schools' were properly ventilated and 30 schools had their kitchen away from classrooms. 32 visited schools have sufficient utensils available for cooking. 19 visited schools did not have sufficient number of plates available for all children.
<b>7. Ujjain</b>	18 visited schools had <i>pucca</i> kitchen and was being used for cooking purposes. 5 visited schools had the kitchen constructed but were not using them. Reason: Prepared meals were procured from the centralized kitchen in Ujjain urban. In such case, for 9 schools meals were prepared in school itself, for other 9 by SHG and for 6 by centralized kitchen. At 30 places it was seen that SHG had taken the responsibility of storing food grains, 4 stored in school itself and remaining 6 at centralized kitchen.

### **13: Safety & Hygiene:**

<b>1. Alirajpur</b>	In the 40 schools visited for surveying environment, safety & hygiene conditions, the MI team made the following observations:- Environment - very good (9), good (12), fair (18) and poor (1). Safety - very good (8), good (9), fair (19) and poor (4). Hygiene - very good (8), good (12), fair (17) and poor (3).
<b>2. Dhar</b>	It was observed in 34 visited schools by the MI team that students were asked to wash hands before and after meals at all the schools. At 35 visited schools, the students were seen taking meals in an orderly manner. Students at 35 visited schools were encouraged to conserve water.
<b>3. Dewas</b>	In the 40 schools visited for surveying environment, safety & hygiene conditions, the MI team made the following observations:- Environment - very good (6), good (33) and fair (1). Safety - very good (4), good (33) and fair (3). Hygiene - very good (5), good (31) and fair (4).
<b>4. Gwalior</b>	At 37 visited schools, the students were seen taking meals in an orderly manner. Students at 30 visited schools were encouraged to conserve water.
<b>5. Indore</b>	In the 40 schools visited for surveying environment, safety & hygiene conditions, the MI team made the following observations:- Environment - very good (5), good (14), fair (17) and poor (4). Safety - very good (5), good (14), fair (13) and poor (8). Hygiene - very good (5), good (12), fair (16) and poor (7).
<b>6. Jhabua</b>	It was observed in 39 visited schools by the MI team that students were

	asked to wash hands before and after meals at all the schools. At 38 visited schools, the students were seen taking meals in an orderly manner.
<b>7. Ujjain</b>	It was observed in 33 visited schools by the MI team that students were asked to wash hands before and after meals at all the schools. At 36 visited schools, the students were seen taking meals in an orderly manner.

#### **14: Community Participation:**

<b>1. Alirajpur</b>	By observations made, 28 visited schools had appointed a mother roster and 25 of them were regularly updating her.
<b>2. Dhar</b>	The observation of MI team and database shows that parents' participation is at 32 schools, SMC members at 24 and panchayat members & urban bodies at 20 schools. By observations made, 32 visited schools had appointed a mother roster and 21 of them were regularly updating her.
<b>3. Dewas</b>	By observations made, 31 visited schools had appointed a mother roster but only 18 of them were regularly updating her.
<b>4. Gwalior</b>	By observations made, 33 visited schools had appointed a mother roster and 26 of them were regularly updating her. 20 visited schools had 1 meeting regarding MDM in last one month.
<b>5. Indore</b>	No participation in any form was seen: <ul style="list-style-type: none"> <li>- by parents at 18 schools;</li> <li>- by SMS members at 15 schools;</li> <li>- by Panchayat members/ urban bodies at 21 schools.</li> </ul>
<b>6. Jhabua</b>	The observation of MI team and database shows that parents' participation is at 31 schools, SMC members at 36 and panchayat members & urban bodies at 22 schools.
<b>7. Ujjain</b>	No participation in any form was seen: <ul style="list-style-type: none"> <li>- by parents at 14 schools;</li> <li>- by SMS members at 9 schools;</li> <li>- by panchayat members/ urban bodies at 10 schools.</li> </ul>

#### **15: Inspection & Supervision:**

<b>1. Alirajpur</b>	At 8 visited schools MDM inspection register was not found. Out of the 40 visited schools; <ul style="list-style-type: none"> <li>• 1 primary &amp; 2 upper primary were inspected by state level officers.</li> <li>• 10 primary &amp; 10 upper primary schools were inspected by district level officers.</li> <li>• 11 primary &amp; 12 upper primary schools were inspected by block level officers.</li> </ul>
<b>2. Dhar</b>	Out of the 40 visited schools; <ul style="list-style-type: none"> <li>• Only 2 upper primary schools were inspected by state level officers.</li> </ul>



	<ul style="list-style-type: none"> <li>• 6 primary &amp; 14 upper primary schools were inspected by district level officers.</li> <li>• 11 primary &amp; 20 upper primary schools were inspected by block level officers.</li> </ul>
<b>3. Dewas</b>	<p>Out of the 40 visited schools;</p> <ul style="list-style-type: none"> <li>• 4 primary &amp; 5 upper primary schools were inspected by state level officers.</li> <li>• 10 primary &amp; 6 upper primary schools were inspected by district level officers.</li> <li>• 12 primary &amp; 10 upper primary schools were inspected by block level officers.</li> </ul>
<b>4. Gwalior</b>	At 1 visited school MDM inspection register was not found. 28 visited schools received funds under MME component.
<b>5. Indore</b>	<p>At 8 visited schools MDM inspection register was not found. 24 visited schools received funds under MME component.</p> <p>Out of the 40 visited schools;</p> <ul style="list-style-type: none"> <li>• 2 primary &amp; 2 upper primary schools were inspected within last 1 -3 months by state level officers.</li> <li>• 10 primary &amp; 10 upper primary schools were inspected within last 1-2 month by district level officers.</li> <li>• 11 primary &amp; 11 upper primary schools were inspected within last 2-3 months by block level officers.</li> </ul>
<b>6. Jhabua</b>	At 12 visited schools MDM inspection register was not found. 22 visited schools received funds under MME component.
<b>7. Ujjain</b>	At 7 visited schools MDM inspection register was not found. Only 21 visited schools received funds under MME component.

**16: Impact:**

<b>1. Alirajpur</b>	The survey data collected by the MI team shows an improvement in attendance, enrolment and retention of students at 36, 37 and 37 schools respectively. At 24 visited schools (11 P + 13 M), improvement in the nutritional status of children has been noted after the implementation of MDM.
<b>2. Dhar</b>	The survey data collected by the MI team shows an improvement in attendance, enrolment and retention of students at all 40 schools visited. At 35 visited schools, improvement in the nutritional status of children has been noted after the implementation of MDM.
<b>3. Dewas</b>	The survey data collected by the MI team shows an improvement in attendance, enrolment and retention of students at 31, 31 and 29 schools respectively. In 29 visited schools, the teachers noted improvement in social harmony post implementation of MDM program. At all 40 visited schools improvement in the nutritional status of children has been noted after the implementation of MDM.

<b>4. Gwalior</b>	The survey data collected by the MI team shows an improvement in attendance, enrolment and retention of students at 37, 37 and 30 schools respectively. At 28 visited schools (12 P + 16 M), improvement in the nutritional status of children has been noted after the implementation of MDM.
<b>5. Indore</b>	The survey data collected by the MI team shows an improvement in attendance, enrolment and retention of students at 18, 22 and 40 schools respectively. In 30 visited schools, the teachers noted improvement in social harmony post implementation of MDM program.
<b>6. Jhabua</b>	The survey data collected by the MI team shows an improvement in attendance, enrolment and retention of students at 36 out of 40 visited schools. At 31 visited schools, improvement in the nutritional status of children has been noted after the implementation of MDM.
<b>7. Ujjain</b>	The survey data collected by the MI team shows an improvement in attendance, enrolment and retention of students at 24, 26 and 21 schools respectively. At 35 visited schools (15 P + 20 M), improvement in the nutritional status of children has been noted after the implementation of MDM.

**17: Grievance Redressal Mechanism:**

<b>1. Alirajpur</b>	After discussing with the district level MDM wing officer, it was recorded that only 23 visited schools in the district had grievance redressal mechanism.
<b>2. Dhar</b>	After discussing with the district level MDM wing officer, it was recorded that 31 visited schools in the district had grievance redressal mechanism.
<b>3. Dewas</b>	After discussing with the district level MDM wing officer, it was recorded that 38 visited schools in the district had grievance redressal mechanism. MI team recorded in Dewas district that 38, 39 and 39 schools had a toll-free number at district, block and school level respectively for MDM related query/ feedback.
<b>4. Gwalior</b>	After discussing with the district level MDM wing officer, it was recorded that 35 visited schools in the district had grievance redressal mechanism.
<b>5. Indore</b>	MI team recorded in Indore district that 36, 16 and 15 schools had a toll-free number at district, block and school level respectively for MDM related query/ feedback.
<b>6. Jhabua</b>	After discussing with the district level MDM wing officer, it was recorded that 25 visited schools in the district had grievance redressal mechanism.
<b>7. Ujjain</b>	After discussing with the district level MDM wing officer, it was recorded that 38 visited schools in the district had grievance redressal mechanism. MI team recorded in Ujjain district that 38, 38 and 36 schools had a toll-free number at district, block and school level respectively for MDM related query/ feedback.



### Alirajpur District Profile

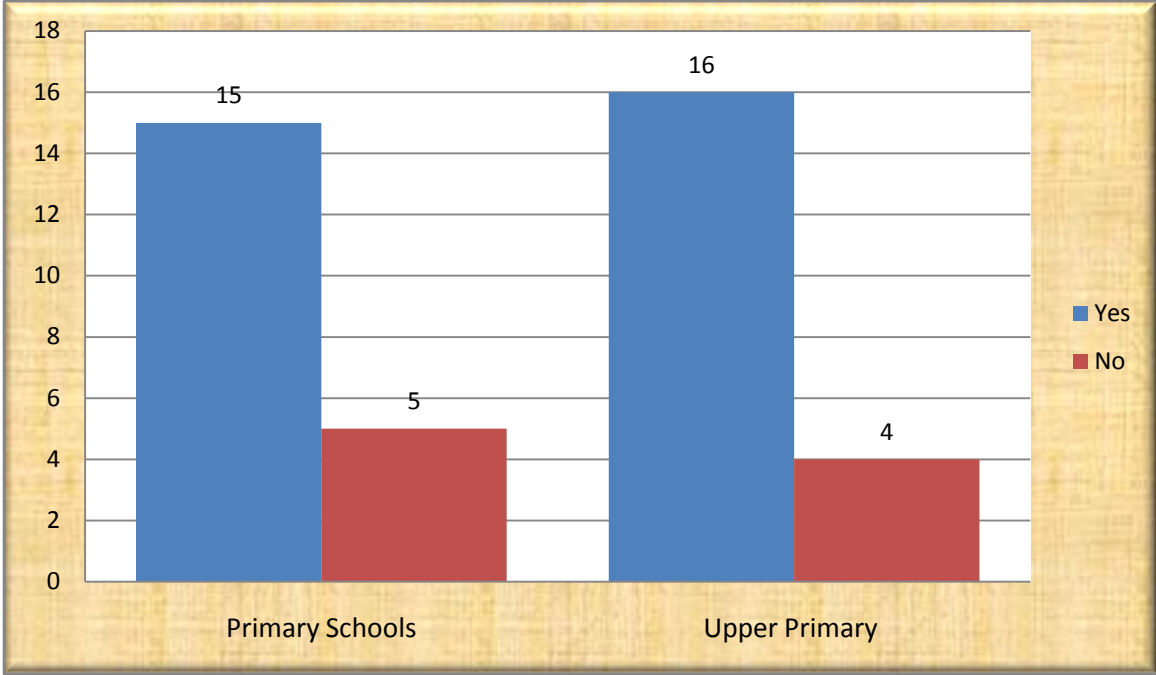


**Alirajpur** district is one of the 50 districts of Madhya Pradesh state in India. It was created from Alirajpur, Jobat and Bhabra tehsils of the former Jhabua district on 17 May 2008. Alirajpur is the administrative headquarters of the district. The district occupies an area of 2,165.24 square kilometres (836.00 sq mi), and at the 2011 census had a population of 7,28,677. This district comprises 3 tehsils: Alirajpur, Jobat and Bhabra. Presently, there are two Madhya Pradesh Vidhan Sabha constituencies in this district: Alirajpur and Jobat. Both of these are part of Ratlam Lok Sabha constituency.

The (M.P. Institute of Social Science Research, Ujjain), is the monitoring institute for Madhya Pradesh State. The MI has undertaken Second Half Yearly monitoring activities for the period of 1.10.2014 to 31.03.2015 for the district- Alirajpur)

### Mid-Day Meal Scheme

#### 1. At school level

S. No.	Indicators																
<b>1.</b>	<p><b><u>Availability of food grains:</u></b></p> <p><b>i) Whether buffer stock of food grains for one month is available at the school?</b></p> <p style="text-align: center;"><b>Table 1.1</b></p> <p style="text-align: center;"><b>Buffer stock of foodgrains for one month is available at the school</b></p> <table border="1" style="width: 100%; border-collapse: collapse; margin: 10px auto;"> <thead> <tr> <th style="width: 30%;">School Category</th> <th style="width: 15%;">Yes</th> <th style="width: 15%;">No</th> <th style="width: 15%;">Total</th> </tr> </thead> <tbody> <tr> <td>Primary</td> <td style="text-align: center;">15</td> <td style="text-align: center;">5</td> <td style="text-align: center;">20</td> </tr> <tr> <td>Upper Primary</td> <td style="text-align: center;">16</td> <td style="text-align: center;">4</td> <td style="text-align: center;">20</td> </tr> <tr> <td><b>Total</b></td> <td style="text-align: center;"><b>31</b></td> <td style="text-align: center;"><b>9</b></td> <td style="text-align: center;"><b>40</b></td> </tr> </tbody> </table> <p style="text-align: center;"><b>Figure 1.1</b></p> <p style="text-align: center;"><b>Availability of food grains:</b></p>  <p>The empirical data collected by the MI team during the survey shows that 31 visited schools of the district had buffer stock available with them. The supply chain of foodgrains is comprised as follows: MP State Civil Supply Corp. Ltd. → Local Grain Market → Lead Committee → Public Distribution System (PDS) → Self Help Groups</p>	School Category	Yes	No	Total	Primary	15	5	20	Upper Primary	16	4	20	<b>Total</b>	<b>31</b>	<b>9</b>	<b>40</b>
School Category	Yes	No	Total														
Primary	15	5	20														
Upper Primary	16	4	20														
<b>Total</b>	<b>31</b>	<b>9</b>	<b>40</b>														

(SHG).
<b>ii) Whether food grains are delivered in school in time by the lifting agency?</b>
32 schools reported receipt of food grains on time.
<b>iii) If lifting agency is not delivering the food grains at school how the food grains is transported up to school level?</b>
At 9 visited schools, food grains were not delivered up to their door steps.
<b>iv) Whether the food grains are of Grade A quality?</b>
19 out of 40 visited schools did not have Fair average quality (FAQ), Grade-A quality foodgrains.
<b>v) Whether food grains are released to school after adjusting the unspent balance of the previous month?</b>
In 36 visited schools it was seen that the food grains were released to schools after adjusting the unspent balance of previous month.

**2. Timely release of funds :**

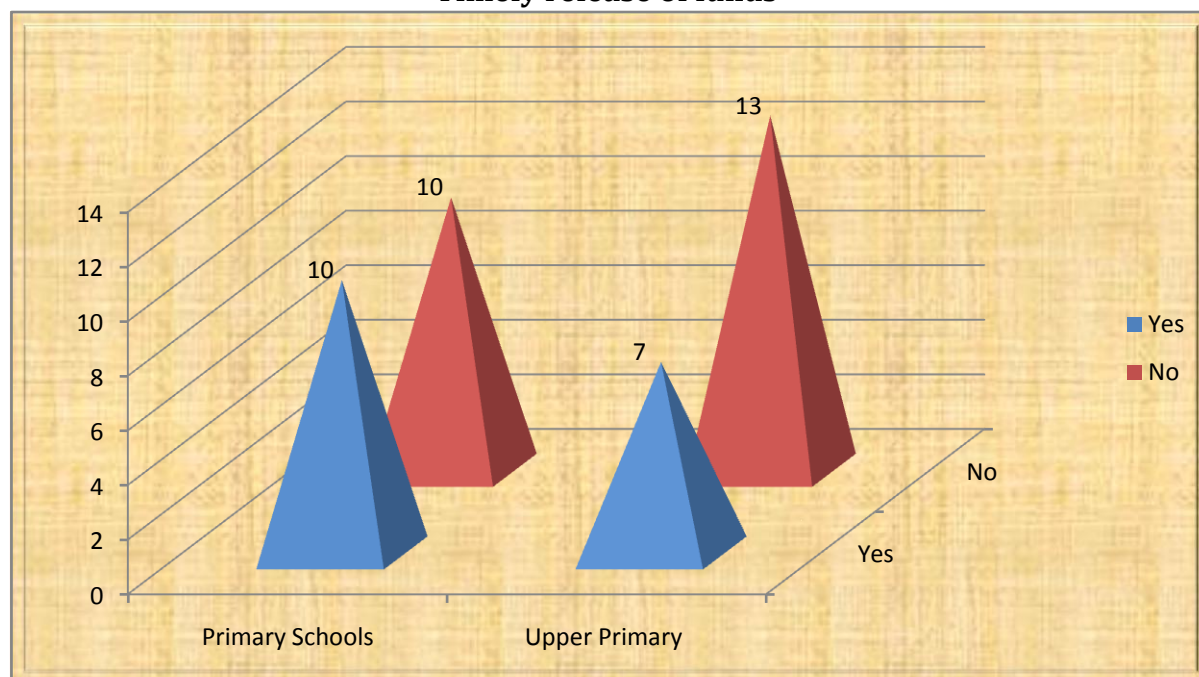
**i) Whether State is releasing funds to District / block / school on regular basis in advance? If not,**

**Table 2.1**

**State is releasing funds to District / block / school on regular basis in advance**

School Category	Yes	No	Total
Primary	10	10	20
Upper Primary	7	13	20
<b>Total</b>	<b>17</b>	<b>23</b>	<b>40</b>

**Figure 2.1  
Timely release of funds**



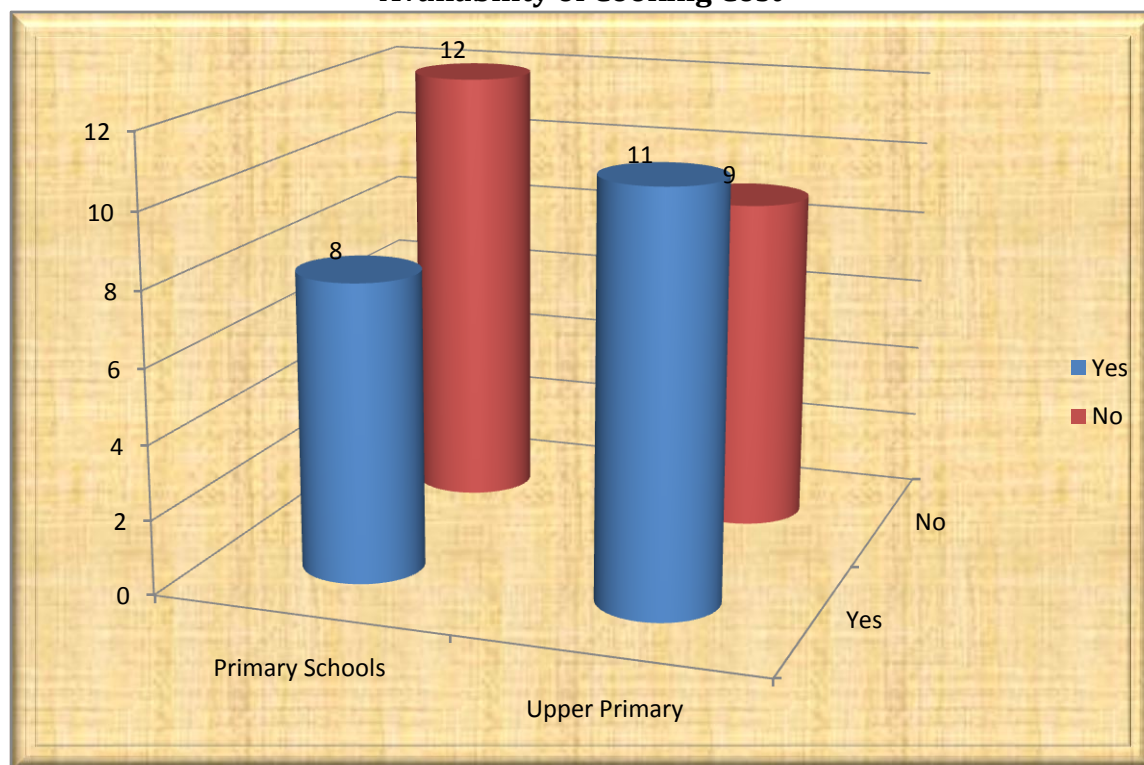
	23 schools reported delays in receiving funds. List of schools not getting funds in time-		
	<b>Name of School</b>	<b>Block</b>	<b>Period of delay</b>
	Govt. Upper Primary School Badaguda	Jobat	2 Months Late
	Govt. Upper Primary School Behdwa	C.S. Ajad Nagar	3 Months Late
	Govt. Upper Primary School Dobalajhiri	Alirajpur	2 Months Late
	Govt. Primary School Padola	Katthiwada	2 Months Late
	Govt. Upper Primary School Karelimwadi	Katthiwada	2 Months Late
	Govt. Girls Upper Primary School Katthiwada	Katthiwada	3 Months Late
	Govt. Primary School Badaguda	Jobat	2 Months Late
	Govt. Girls Primary School Chhotipol	C.S. Ajad Nagar	2 Months Late
	Govt. Primary School Roligaon	C.S. Ajad Nagar	2 Months Late
	Govt. Upper Primary School Roligaon	C.S. Ajad Nagar	2 Months Late
	Govt. Upper Primary School Bhadakhpar	Udaygarh	2 Months Late
	Govt. Primary School ChokidarFaliya	Udaygarh	1 Months Late
	Govt. Primary School Pipliya	Udaygarh	2 Months Late
	Govt. Primary School PiplaFaliya	Udaygarh	2 Months Late
	Govt. Upper Primary School Ghoghsia	Jobat	3 Months Late
	Govt. Upper Primary School Kasbajobat	Jobat	3 Months Late
	Govt. Primary School Ghoghsia	Jobat	2 Months Late
	Govt. Upper Primary School TikhiEmli	Alirajpur	2 Months Late
	Govt. Boys Upper Primary School Alirajpur	Alirajpur	2 Months Late
	Govt. Primary School Behdawa	C.S. Ajad Nagar	2 Months Late
	Govt. Upper Primary School Borkua	Alirajpur	2 Months Late
	Govt. Boys Primary School Umralli	Sondwa	2 Months Late
	Govt. Boys Upper Primary School Umralli	Sondwa	2 Months Late
	<b>a) Period of delay in releasing funds by State to district.</b>		
	Nil.		
	<b>b) Period of delay in releasing funds by District to block / schools.</b>		
	Total 15 and 8 schools suffered from a delay of 2 and 3 months respectively in release of funds.		
	<b>c) Period of delay in releasing funds by block to schools.</b>		
	Nil.		
	<b>i) Any other observations.</b>		
	Nil.		
<b>3.</b>	<b><u>Availability of Cooking Cost:</u></b>		

**i) Whether school / implementing agency has receiving cooking cost in advance regularly?**

**Table 3.1**  
**School / implementing agency has receiving cooking cost in advance regularly**

School Category	Yes	No	Total
Primary	8	12	20
Upper Primary	11	9	20
<b>Total</b>	<b>19</b>	<b>21</b>	<b>40</b>

**Figure 3.1**  
**Availability of Cooking Cost**



21 out of 40 schools/ implementing agencies were not receiving cooking costs in advance regularly.

List of schools where cooking cost is not received in time-

Name of School	Block	Period of delay
Govt. Upper Primary School Badaguda (KGBV)	Jobat	2 Months Late
Govt. Upper Primary School Behdwa (KGBV)	C.S. Ajad Nagar	8 Months Late
Govt. Upper Primary School DobalaJhiri (KGBV)	Alirajpur	2 Months Late
Govt. Girls Upper Primary School Katthiwada	Katthiwada	3 Months Late
Govt. Primary School Badaguda	Jobat	2 Months Late
Govt. Girls Primary School Chhotipol	C.S. Ajad Nagar	2 Months Late



	Govt. Primary School Roligaon	C.S. Ajad Nagar	2 Months Late
	Govt. Upper Primary School Roligaon	C.S. Ajad Nagar	2 Months Late
	Govt. Upper Primary School Bhadakhpar	Udaygarh	2 Months Late
	Govt. Primary School ChokidarFaliya	Udaygarh	1 Month Late
	Govt. Primary School Pipliya	Udaygarh	2 Months Late
	Govt. Primary School PiplaFaliya	Udaygarh	2 Months Late
	Govt. Upper Primary School Ghoghsia	Jobat	3 Months Late
	Govt. Upper Primary School Kasbajobat	Jobat	3 Months Late
	Govt. Primary School Ghoghsia	Jobat	2 Months Late
	Govt. Upper Primary School TikhiEmli	Alirajpur	2 Months Late
	Govt. Boys Upper Primary School Alirajpur	Alirajpur	2 Months Late
	Govt. Primary School Behdawa	C.S. Ajad Nagar	2 Months Late
	Govt. Upper Primary School Borkua	Alirajpur	2 Months Late
	Govt. Boys Primary School Umralli	Sondwa	2 Months Late
	Govt. Boys Upper Primary School Umralli	Sondwa	2 Months Late
	<b>ii) Period of delay, if any, in receipt of cooking cost.</b>		
	Period of delay ranged from 2-3 months was reported. On enquiry the cooking agencies revealed that they have not been provided found from the district. Govt. upper primary School Behdwa (C.S. Ajad Nagar) reported a delay of 8 months.		
	<b>iii) In case of non-receipt of cooking cost how the meal is served?</b>		
	SHGs, manage by themselves.		
	<b>iv) Mode of payment of cooking cost (Cash / cheque / e-transfer)</b>		
	At all visited schools, cooking cost was paid via e-transfers.		
<b>4.</b>	<b><u>Availability of Cook-cum-helpers:</u></b>		
	<b>i) Who engaged Cook-cum-helpers at schools (Department / SMC / VEC / PRI / Self Help Group / NGO / Contractor)?</b>		
	<b>Table 4.1 Implementing Agency in the schools</b>		
	<b>Implementing Agency</b>		<b>No.</b>
	SMC		5
	Panchayat		10
	SHG		25
	<b>Total</b>		<b>40</b>
	At 25 visited schools, cooks-cum-helpers were engaged by SHGs in-charge. At the 10 schools panchayat engaged them and at remaining 5 schools by SMC.		
	<b>ii) If cook-cum-helper is not engaged who cooks and serves the meal?</b>		
	NA.		
	<b>iii) Is the number of cooks-cum-helpers engaged in the school as per GoI norms or as per State norms?</b>		
	At 30 visited schools, the hired cooks-cum-helpers were as per the norms of the centre		

	or the state.																
	<b>iv) Honorarium paid to cooks cum helpers.</b>																
	According to the norms of govt. cooks-cum-helpers are paid a monthly honorarium of Rs.1000 each. At all the visited schools, it was a common complaint by the cooks-cum-helpers that their wages are very low and they are incapable of working at the present pay. Hence, they demand an increase in their honorarium.																
	<b>v) Mode of payment to cook-cum-helpers?</b>																
	All visited schools were paying cooks-cum-helpers via cheques.																
	<b>vi) Is remuneration being paid to cooks cum helpers regular?</b>																
	At 12 visited schools, cooks-cum-helpers complained that they were not receiving their remuneration on time.																
	<b>vii) Social Composition of cooks cum helpers? (SC/ST/OBC/Minority)</b>																
	The GoMP has ordered to employ women of weaker sections of the society for working in MDM program. In terms of social composition in the 40 visited schools: out of 92 cooks and helpers, 2 were OBC, 6 SC, 86 ST.																
	<b>viii) Is there any training module for cook-cum-helpers?</b>																
	19 visited schools had training modules for cooks-cum-helpers.																
	<b>ix) Whether training has been provided to cook-cum-helpers?</b>																
	At 14 visited schools cooks-cum-helpers had undergone training for 2 days at Janpad Panchayat.																
	<b>x) In case the meal is prepared and transported by the Centralized kitchen / NGO, whether cook-cum-helpers have been engaged to serve the meal to the children at school level.</b>																
	Nil.																
	<b>xi) Whether health check-up of cook-cum-helpers has been done?</b>																
	At 17 schools, cooks-cum-helpers had undergone health check-up.																
<b>5.</b>	<b><u>Regularity in Serving Meal</u></b>																
	<b>i) Whether the school is serving hot cooked meal daily? If there was interruption, what was the extent and reasons for the same?</b>																
	<b>Table 5.1</b> <b>Regular serving of hot cooked meal daily</b>																
	<table border="1" style="width: 100%; border-collapse: collapse;"> <thead> <tr> <th style="text-align: left;">School Category</th> <th style="text-align: center;">Yes</th> <th style="text-align: center;">No</th> <th style="text-align: center;">Total</th> </tr> </thead> <tbody> <tr> <td>Primary</td> <td style="text-align: center;">18</td> <td style="text-align: center;">2</td> <td style="text-align: center;">20</td> </tr> <tr> <td>Upper Primary</td> <td style="text-align: center;">19</td> <td style="text-align: center;">1</td> <td style="text-align: center;">20</td> </tr> <tr> <td><b>Total</b></td> <td style="text-align: center;"><b>37</b></td> <td style="text-align: center;"><b>3</b></td> <td style="text-align: center;"><b>40</b></td> </tr> </tbody> </table>	School Category	Yes	No	Total	Primary	18	2	20	Upper Primary	19	1	20	<b>Total</b>	<b>37</b>	<b>3</b>	<b>40</b>
School Category	Yes	No	Total														
Primary	18	2	20														
Upper Primary	19	1	20														
<b>Total</b>	<b>37</b>	<b>3</b>	<b>40</b>														

**Girls Primary School Udaygarh (Block, Udaygarh)**



**School is serving hot cooked meal daily**

At 37 visited schools of Alirajpur district hot cooked meals are being served daily to students.

List of Schools- Reasons for interruption MDM

<b>Name of School</b>	<b>Block</b>	<b>Reasons for interruption</b>
Govt. Upper Primary School Bhadakhpar	Udaygarh	Food grains not available on time
Govt. Primary School ChokidarFaliya	Udaygarh	Food grains not available on time
Govt. Primary School Pipliya	Udaygarh	Food grains not available on time

**6. Quality & Quantity of Meal**

**Feedback from children on**

**i) Quality of meal**



**Table 6.1**  
**Quality of Meal**

Quality Level	Primary	Upper Primary	Total
Satisfied	17	18	35
Unsatisfied	3	2	5
Total	20	20	40

**Upper Primary Samal Khedi (Block, Udaygarh)**



**Quality of Meal**

At 35 visited schools, students were satisfied with the quality of meal provided to them.

List of Schools :- Reason for unsatisfaction

Name of School	Block	Reason for unsatisfaction
Govt. Upper Primary School Bhadakhpar	Udaygarh	MDM is not made according to menu
Govt. Primary School ChokidarFaliya	Udaygarh	MDM is not made according to menu
Govt. Primary School Pipliya	Udaygarh	MDM is not made according to menu
Govt. Boys Primary School Umralli	Sondwa	MDM is not made according to menu
Govt. Boys Upper Primary School Umralli	Sondwa	MDM is not made according to menu

**ii) Quantity of meal**

**Table 6.2**  
**Quantity of Meal**

Quantity Level	Quantity of Meal		
	Primary	Upper Primary	Total
Satisfied	17	17	34
Unsatisfied	3	3	6
Total	20	20	40

At 34 visited schools, students were satisfied with the quantity of meal provided to them.

List of Schools- Reason for unsatisfaction-

Name of School	Block	Reason for unsatisfaction
Govt. Upper Primary School Bhadakhpar	Udaygarh	MDM is not made according to menu
Govt. Primary School ChokidarFaliya	Udaygarh	MDM is not made according to menu
Govt. Primary School Pipliya	Udaygarh	MDM is not made according to menu
Govt. Boys Primary School Umralli	Sondwa	MDM is not made according to menu
Govt. Boys Upper Primary School Umralli	Sondwa	MDM is not made according to menu
Govt. Upper Primary School Roligaon	C.S. Ajad Nagar	MDM Quantity is too less

**iii) Quantity of pulses used in the meal per child.**

At 27 visited schools, students were satisfied with the quantity of pulses used in meal per child.

**iv) Quantity of green leafy vegetables used in the meal per child.**

At 25 visited schools, students were satisfied with the quantity of green leafy vegetables

	used in meal per child.																
	<b>v) Whether double fortified salt is used?</b>																
	Everywhere.																
	<b>vi) Acceptance of the meal amongst the children.</b>																
	At 36 visited schools, children accept the meals given to them.																
	<b>vii) Method / Standard gadgets / equipment for measuring the quantity of food to be cooked and served. {Please give reasons and suggestions to improve, if children were not happy.}</b>																
	26 visited schools were making use of Methods / Standard gadgets / equipments for measuring the quantity of food to be cooked and served per child.																
<b>7.</b>	<b><u>Variety of Menu:</u></b>																
	<b>i) Who decides the menu?</b>																
	All visited schools followed the menu as given by GoMP.																
	<b>ii) Whether weekly menu is displayed at a prominent place noticeable to community,</b>																
	<b>Table 7.1</b> <b>Weekly menu is displayed</b>																
	<table border="1" style="width: 100%; border-collapse: collapse;"> <thead> <tr> <th style="text-align: center;">School Category</th> <th style="text-align: center;">Yes</th> <th style="text-align: center;">No</th> <th style="text-align: center;">Total</th> </tr> </thead> <tbody> <tr> <td>Primary</td> <td style="text-align: center;">14</td> <td style="text-align: center;">6</td> <td style="text-align: center;">20</td> </tr> <tr> <td>Upper Primary</td> <td style="text-align: center;">12</td> <td style="text-align: center;">8</td> <td style="text-align: center;">20</td> </tr> <tr> <td><b>Total</b></td> <td style="text-align: center;"><b>26</b></td> <td style="text-align: center;"><b>14</b></td> <td style="text-align: center;"><b>40</b></td> </tr> </tbody> </table>	School Category	Yes	No	Total	Primary	14	6	20	Upper Primary	12	8	20	<b>Total</b>	<b>26</b>	<b>14</b>	<b>40</b>
School Category	Yes	No	Total														
Primary	14	6	20														
Upper Primary	12	8	20														
<b>Total</b>	<b>26</b>	<b>14</b>	<b>40</b>														
	At 26 visited schools the weekly menu was displayed at a prominent place noticeable to the community.																
	<b>iii) Is the menu being followed uniformly?</b>																
	Only 16 visited schools of Alirajpur district are following the weekly menu uniformly. Reasons given by the remaining schools for not following the menu are: <ul style="list-style-type: none"> <li>• Unavailability in local market: 14 schools</li> <li>• Longer preparation time: 4 schools</li> <li>• Unaware of preparation process: 5 schools</li> <li>• Costly items: 15 schools</li> <li>• Untimely foodgrains: 11 schools</li> <li>• Unavailability of utensils: 5 schools</li> </ul>																
	<b>iv) Whether menu includes locally available ingredients?</b>																
	26 visited schools emphasized over using locally available ingredients.																
	<b>v) Whether menu provides required nutritional and calorific value per child?</b>																
	At only 20 visited schools (10 primary & 10 upper primary), it was reported that the given meals were providing the students with sufficient nutrition and energy.																
<b>8.</b>	<b><u>i) Display of Information under Right to Education Act, 2009 at the school level at</u></b>																

	<b><u>prominent place:</u></b>																				
	<b>a) Quantity and date of food grains received</b>																				
	Such display was not found in any of the school.																				
	<b>b) Balance quantity of food grains utilized during the month.</b>																				
	Such display was not found in any of the school.																				
	<b>c) Other ingredients purchased, utilized</b>																				
	Such display was not found in any of the school.																				
	<b>d) Number of children given MDM</b>																				
	At 31 visited schools, a display was found showing the number of children being given MDM.																				
	<b>e) Daily menu</b>																				
	At 29 visited schools, the daily menu of MDM was displayed on the walls.																				
	<b>ii) Display of MDM logo at prominent place preferably outside wall of the school.</b>																				
	21 visited schools had the logo of MDM displayed at a prominent place.																				
<b>9.</b>	<b><u>Trends:</u></b>																				
	<b>Extent of variation (As per school records vis-à-vis Actual on the day of visit).</b>																				
	<b>i) Enrolment</b>																				
	<b>Table 9.1</b>																				
	<b>Number of children enrolled in schools</b>																				
	<table border="1" style="width: 100%; border-collapse: collapse;"> <thead> <tr> <th style="text-align: center;">School Category</th> <th style="text-align: center;">Urban</th> <th style="text-align: center;">Rural</th> <th style="text-align: center;">Total</th> </tr> <tr> <td></td> <th style="text-align: center;">Sum</th> <th style="text-align: center;">Sum</th> <th style="text-align: center;">Sum</th> </tr> </thead> <tbody> <tr> <td style="text-align: center;">Primary</td> <td style="text-align: center;">109</td> <td style="text-align: center;">1551</td> <td style="text-align: center;">1660</td> </tr> <tr> <td style="text-align: center;">Upper Primary</td> <td style="text-align: center;">321</td> <td style="text-align: center;">2330</td> <td style="text-align: center;">2651</td> </tr> <tr> <td style="text-align: center;">Total</td> <td style="text-align: center;">430</td> <td style="text-align: center;">3881</td> <td style="text-align: center;">4311</td> </tr> </tbody> </table>	School Category	Urban	Rural	Total		Sum	Sum	Sum	Primary	109	1551	1660	Upper Primary	321	2330	2651	Total	430	3881	4311
School Category	Urban	Rural	Total																		
	Sum	Sum	Sum																		
Primary	109	1551	1660																		
Upper Primary	321	2330	2651																		
Total	430	3881	4311																		
	A total of 4311 children were enrolled in the 20 primary and 20 upper primary schools of Alirajpur district. Of these 430 (109 Primary + 321 upper primary) were from urban regions (4 schools) and 3881 (1551 Primary + 2330 upper primary) were from rural regions (36 schools).																				
	<b>ii) No. of children present on the day of the visit.</b>																				
	The MI team in their visits to schools, recorded a total number of 2530 children present; 281 out of 430 in urban and 2249 out of 3881 in rural regions.																				
	<b>iii) No. of children availing MDM as per MDM Register.</b>																				
	As per the MDM registers 2410 out of 4311 of the total enrolled students were availing the MDM facility in the visited schools.																				
	<b>iv) No. of children actually availing MDM on the day of visit as per head count.</b>																				
	2215 enrolled students out of 2410 were actually found to be having MDM on the days of visit. 237 (61 P + 176 M) were urban and 1978 (755 P + 1223 M) were rural.																				
<b>10.</b>	<b><u>Social Equity :</u></b>																				



**i) What is the system of serving and seating arrangements for eating?**

**Govt. Upper Primary School Motibadoi (Block, Katthiwada)**



**Children were made to sit in a queue while eating**

In 38 out of 40 visited schools, it was seen that cooks-cum-helpers were serving the children. In 20 schools, children were made to sit in a queue while eating. In remaining 20 schools children were sitting in small-small groups or in a disorderly manner.

**ii) Did you observe any gender or caste or community discrimination in cooking or serving or seating arrangements?**

Nil.

**iii) The name of the school where discrimination found of any kind may be mentioned in the main body of the report along with date of visit.**

Nil.

**iv) If any kind of social discrimination is found in the school, comments of the team may be given in the inspection register of the school.**

Nil.

**11. Convergence With Other Schemes:**

**1.) Sarva Shiksha Abhiyan**

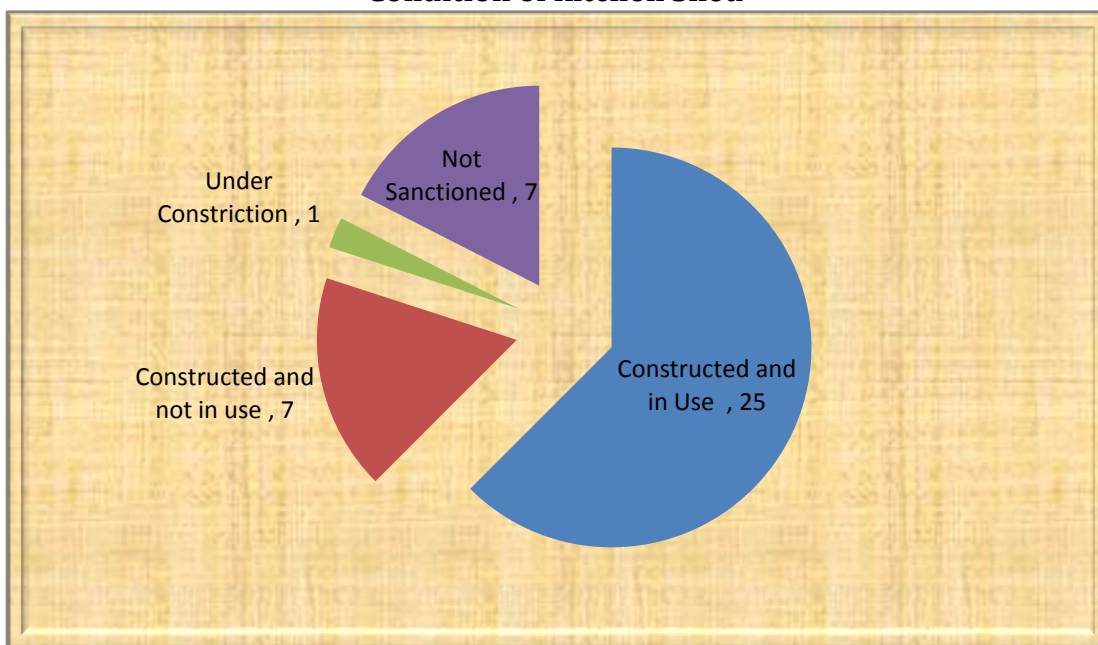
The convergence of Mid-day meal scheme with Sarva Shiksha Abhiyan is as follows:

- The responsibilities of teachers lie in maintaining daily MDM records (found in 38

<p>schools), updating the MDM register (37) and checking the quality of MDM (34).</p> <ul style="list-style-type: none"> <li>- The responsibility of coordinators is to give information of sudden closing of MDM to CEOs within 24 hours (observed in 18 visited schools).</li> <li>- An important responsibility of coordinator is to regularly inspect and monitor MDM activity in schools (observed in 34 visited schools).</li> </ul>
<p><b>2.) School Health Programme</b></p>
<p><b>i) Is there school Health Card maintained for each child?</b></p>
<p>School health cards being up-to-date were found at only 6 primary and 11 Upper Primary schools out of the 40 visited schools (17 total).</p>
<p><b>ii) What is the frequency of health check-up?</b></p>
<p>At 35 schools (out of 40 visited), students had health check-up within last one year. Out of those 35 schools, 12 have monthly check-ups, 6 have half yearly, 11 have yearly and 6 have irregularly.</p>
<p><b>iii) Whether children are given micronutrients (Iron, folic acid, vitamin - A dosage) and de-worming medicine periodically?</b></p>
<p>The situation in Alirajpur district is bad, out of the 40 schools surveyed, 29 schools' children received iron dosage, 21 received folic acid, only 17 received Vit-A and just 9 received de-worming medicines on time.</p>
<p><b>iv) Who administers these medicines and at what frequency?</b></p>
<p>All the schools of Alirajpur district are supervised by the health department for the medicines. At 15 visited schools the administration of medicines was found irregular or nil. Only 12 schools reported to have monthly administration, 7 half-yearly and 6 schools annually.</p>
<p><b>v) Whether height and weight record of the children is being indicated in the school health card.</b></p>
<p>The height and weight records of children were found in the school health card at only 17 of the visited schools (6 primaries &amp; 11 upper primary).</p>
<p><b>vi) Whether any referral during the period of monitoring.</b></p>
<p>Nil.</p>
<p><b>vii) Instances of medical emergency during the period of monitoring.</b></p>
<p>Nil.</p>
<p><b>viii) Availability of the first aid medical kit in the schools.</b></p>
<p>Only 14 visited schools were having first-aid kits available.</p>
<p><b>ix) Dental and eye check-up included in the screening.</b></p>
<p>9 primary and 10 Upper Primary schools, out of the 40 visited schools, had done dental and eye check-up of students during screening (total 19).</p>
<p><b>x) Distribution of spectacles to children suffering from refractive error.</b></p>
<p>Only at 4 primary and 6 Upper Primary schools (total 10 out of the 40 visited) spectacles were provided to children suffering from refractive error.</p>

	<p><b>2. Drinking Water and Sanitation Programme</b>  <b>i) Whether potable water is available for drinking purpose in convergence with drinking water and sanitation programme.</b></p> <p>Potable water for drinking purpose was available at 29 visited schools (in convergence with drinking water and sanitation programme).</p> <p><b>3. MPLAD / MLA Scheme</b></p> <p>Nil.</p> <p><b>4. Any Other Department / Scheme.</b></p> <p>Nil.</p>													
<b>12.</b>	<b><u>Infrastructure:</u></b>													
	<p><b>1. Kitchen-cum-Store</b>  <b>a) Is a pucca kitchen shed-cum-store</b></p> <p style="text-align: center;"><b>Table 12.1</b>  <b>Condition of kitchen Shed</b></p> <table border="1" data-bbox="231 907 1447 1238"> <thead> <tr> <th rowspan="2" style="text-align: center;">Condition of kitchen Shed</th> <th style="text-align: center;">Number of schools</th> </tr> <tr> <th style="text-align: center;">No.</th> </tr> </thead> <tbody> <tr> <td>Constructed and in use</td> <td style="text-align: center;">25</td> </tr> <tr> <td>Constructed and not in use</td> <td style="text-align: center;">7</td> </tr> <tr> <td>Under construction</td> <td style="text-align: center;">1</td> </tr> <tr> <td>Not sanctioned</td> <td style="text-align: center;">7</td> </tr> <tr> <td><b>Total</b></td> <td style="text-align: center;"><b>40</b></td> </tr> </tbody> </table>	Condition of kitchen Shed	Number of schools	No.	Constructed and in use	25	Constructed and not in use	7	Under construction	1	Not sanctioned	7	<b>Total</b>	<b>40</b>
Condition of kitchen Shed	Number of schools													
	No.													
Constructed and in use	25													
Constructed and not in use	7													
Under construction	1													
Not sanctioned	7													
<b>Total</b>	<b>40</b>													

**Figure 4.1  
Condition of kitchen Shed**



**i) Constructed and in use**

25 visited schools had *pucca* kitchen and was being used for cooking purposes.

**ii) Under which Scheme Kitchen-cum-store constructed -MDM/SSA/Others**

At 16 visited schools kitchen sheds were constructed under SSA scheme and at 15 schools under MDM scheme.

**iii) Constructed but not in use (Reasons for not using)**

7 visited schools were such that had the kitchen constructed but were not using them. Reasons –SHGs Prepared mid day meal at home.

**iv) Under construction**

1 school had its kitchen under construction on the day of visit.

**v) Sanctioned, but construction not started**

None.

**vi) Not sanctioned**

7 schools were such where funds for kitchen have not been sanctioned yet.

**b) In case the pucca kitchen-cum-store is not available, where is the food being cooked and where the food grains /other ingredients are being stored?**

In such case, for 5 schools meals were prepared in school itself and for 10 by SHG.

At 34 places it was seen that SHG had taken the responsibility of storing food grains, 2 stored in school itself and remaining 4 at any other place.



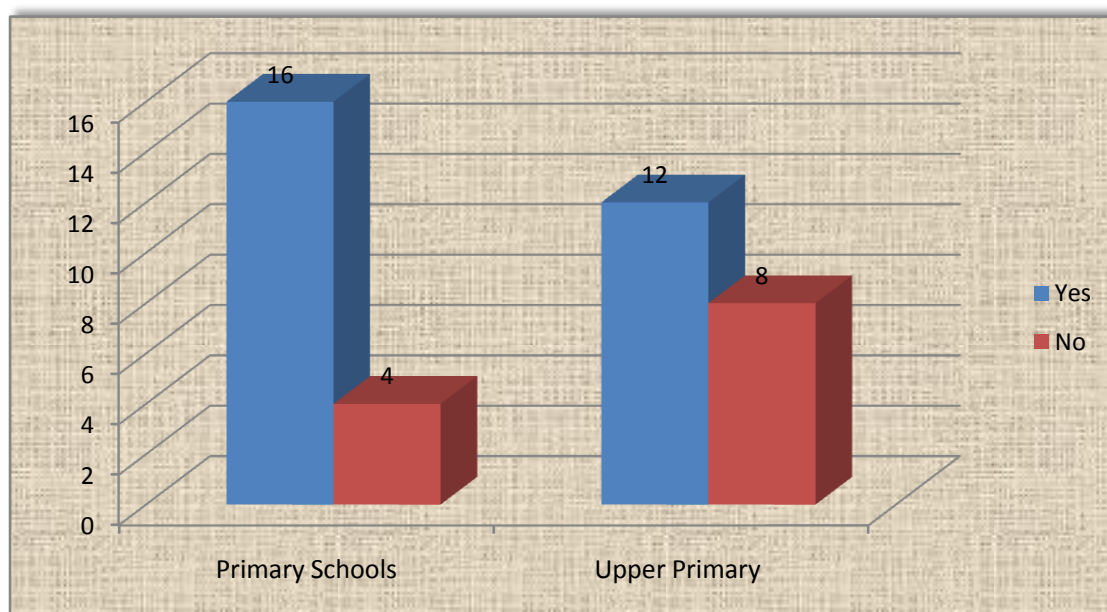
<b>c) Kitchen-cum-store in hygienic condition, properly ventilated and away from classrooms.</b>
During monitoring of 40 schools by the MI team, 25 schools' kitchen-cum-store was found in hygienic condition, 23 schools' were properly ventilated and 25 schools had their kitchen away from classrooms.
<b>d) Whether MDM is being cooked by using firewood or LPG based cooking?</b>
All schools use firewood for cooking meals.
<b>e) Whether on any day there was interruption due to non-availability of firewood or LPG?</b>
At 1 school interruption in serving meals due to unavailability of fuel was recorded. (Govt. upper primary school tikhi emli, block Alirajpur).
<b><u>2. Kitchen Devices:</u></b>
<b>i) Whether cooking utensils are available in the school?</b>
28 visited schools have sufficient utensils available for cooking.
<b>ii) Source of funding for cooking and serving utensils - Kitchen Devices fund / MME / Community contribution / others.</b>
At 9 visited schools, cooking and serving utensils were funded under kitchen devices fund, at 23 under MME scheme, at 4 under community contribution and at remaining 4 by some other source.
<b>iii) Whether eating plates etc. are available in the school?</b>
25 visited schools have sufficient number of plates available for all children.
<b>iv) Source of funding for eating plates - MME / Community contribution / others?</b>
25 visited schools received plates under MME fund, 11 received from community contribution and 4 from some other source.
<b><u>3. Availability of storage bins:</u></b>
<b>i) Whether storage bins are available for food grains? If yes, what is the source of their procurement?</b>
At 33 visited schools, storage bins were available for storing the food grains.
<b><u>4. Toilets in the school:</u></b>
<b>i) Is separate toilet for boys and girls available?</b>
19 schools (8 primary + 11 upper primary) didn't have separate toilets for boys and girls.
<b>ii) Are toilets usable?</b>
Upon the physical observation made by the MI team, toilets at only 16 visited schools were seen to be in usable condition (8 primary + 8 upper primary).
<b><u>5. Availability of potable water:</u></b>
<b>i) Is Tap water / tube well / hand pump / well / jet pump available?</b>
34 visited schools have access to potable water. Mainly hand-pumps (32) are the source of water. Other sources include tube-wells (2).
<b>ii) Any other source</b>

	<b>No.</b>
	<b>6. Availability of fire extinguishers:</b>
	Only at 3 schools (out of the 40 visited), fire extinguishers were available.
	<b>7. IT infrastructure available at School level:</b>
	<b>a) Number of computers available in the school (if any)</b>
	Only 5 out of 20 Upper Primary schools had computer facility for the students. 3 schools had 2 computers and rest 2 had 1 each.
	<b>b) Availability of internet connection (If any).</b>
	1 out of 5 schools with computer facility had internet connection.
	<b>c) Using any IT / IT enabled services based solutions / services (e-learning etc.) (if any)</b>
	1 school out of 4 was making use of IT enables services to assist in teaching.
<b>13.</b>	<b><u>Safety &amp; Hygiene:</u></b>
	<b>i) General Impression of the environment, Safety and hygiene:</b>
	In the 40 schools visited for assessing environment, safety & hygiene conditions, the MI team made the following observations :- Environment - very good (9), good (12), fair (18) and poor (1). Safety - very good (8), good (9), fair (19) and poor (4). Hygiene - very good (8), good (12), fair (17) and poor (3).
	<b>ii) Are children encouraged to wash hands before and after eating</b>
	Yes, in all the visited schools children were encouraged to wash hands before and after eating. Only in one school (Govt. Upper Primary School Semal Khedi, block, Udaygarh) this practice was found missing.
	<b>iii) Do the children take meals in an orderly manner?</b>
	At 30 visited schools, the students were seen taking meals in an orderly manner.
	<b>iv) Conservation of water?</b>
	Students at 38 visited schools were encouraged to conserve water.
	<b>v) Is the cooking process and storage of fuel safe, not posing any fire hazard?</b>
	The MI team observed that cooking process was not proper and storage of fuel was unsafe at 3 primary & 2 upper primary schools.
<b>14.</b>	<b><u>Community Participation:</u></b>
	<b>i) Extent of participation by Parents / SMC / VEC / Panchayat / Urban bodies in daily supervision and monitoring.</b>
	No participation by parents at 17 schools, by SMS members at 15 schools and by Panchayat members/ urban bodies at 16 schools was evident in any form.
	<b>ii) Is any roster of community members being maintained for supervision of the MDM?</b>

**Table 14.1**  
**Mother Roster available at School level**

School Category	Yes	No	Total
Primary	16	4	20
Upper Primary	12	8	20
<b>Total</b>	<b>28</b>	<b>12</b>	<b>40</b>

**Figure 5.1**  
**Mother Roster available at School level**



By observations made, 28 visited schools had appointed a mother roster and 25 of them were regularly updating her.

**iii) Is there any social audit mechanism in the school?**

22 visited schools have a social audit mechanism. These include – mother roaster, MDM inspection register, monthly meeting of SMCs. In the meeting of gram sabha issues related with MDM are also discussed. Apart from these mechanisms Senior citizen & Antoyodya Card Holders also test the meal before it is served to students.

**iv) Number of meetings of SMC held during the monitoring period.**

27 visited schools had 1 meeting regarding MDM in last one month.

**v) In how many of these meetings issues related to MDM were discussed?**

Total 27 meetings in the last month took place in the visited schools the main issues in the meeting -

Name of School	Block	SMC meeting issues
Govt. Upper Primary School Badaguda	Jobat	Mid Day Meal Quality & Quantity
Govt. Upper Primary School Dobalajhiri	Alirajpur	Mid Day Meal given regularity

Govt. Boys Upper Primary School C.S.Ajad Nagar	C.S. Ajad Nagar	Mid Day Meal Quality & Quantity
Govt. Primary School Kundlwasa	Udaygarh	Mid Day Meal Quality
Govt. Upper Primary School Kundlwasa	Udaygarh	Mid Day Meal Quality
Govt. Primary School BudwaniyaFaliya	Udaygarh	Mid Day Meal Quality
Govt. Primary School Padola	Katthiwada	Mid Day Meal Regularity & Cleanliness
Govt. Upper Primary School Karelimwadi	Katthiwada	Mid Day Meal Cleanliness
Govt. Girls Upper Primary School Katthiwada	Katthiwada	Mid Day Meal Quality, Quantity & Menu
Govt. Girls Primary School Kadwal	Katthiwada	Mid Day Meal Quantity
Govt. Boys Primary School Kadwal	Katthiwada	Mid Day Quantity
Govt. Boys Primary School Udaygarh	Udaygarh	Mid Day Meal Quality & Quantity
Govt. Girls Primary School Chhotipol	C.S. Ajad Nagar	Mid Day Meal Quality & Quantity
Govt. Primary School Roligaon	C.S. Ajad Nagar	Mid Day Meal Quantity
Govt. Upper Primary School Roligaon	C.S. Ajad Nagar	Mid Day Meal Quantity
Govt. Upper Primary School Badipol	C.S. Ajad Nagar	Mid Day Meal Quantity
Govt. Upper Primary School Bhadakhpar	Udaygarh	Mid Day Meal Regularity
Govt. Primary School ChokidarFaliya	Udaygarh	Mid Day Meal Regularity
Govt. Primary School Pipliya	Udaygarh	Kitchen Shed
Govt. Primary School PiplaFaliya	Udaygarh	Mid Day Meal Quantity
Govt. Upper Primary School Ghoghsia	Jobat	Mid Day Meal Quantity & Utensils
Govt. Upper Primary School Pratabganj	Alirajpur	Mid Day Meal Quantity
Govt. Boys Upper Primary School Alirajpur	Alirajpur	Mid Day Meal Menu
Govt. Primary School Bilvat	Alirajpur	Mid Day Meal Quantity
Govt. Upper Primary School Borkua	Alirajpur	Mid Day Meal Quality & Quantity
Govt. Navin Primary School Patel FaliyaUmralli	Sondwa	Mid Day Meal Quantity
Govt. Upper Primary School	Katthiwada	Mid Day Meal Quantity

	Kudwal		
<b>15.</b>	<b><u>Inspection &amp; Supervision:</u></b>		
	<b>i) Is there any Inspection Register available at school level?</b>		
	<b>Table 15.1</b> <b>Inspection Register (MDM) available at school level</b>		
	<b>School Category</b>	<b>Yes</b>	<b>No</b>
	Primary	18	2
	Upper Primary	14	6
	<b>Total</b>	<b>32</b>	<b>8</b>
	At 8 visited schools MDM inspection register was not found.		
	<b>ii) Whether school has received any funds under MME component?</b>		
	24 visited schools had received funds under MME component.		
	<b>iii) Whether State / District / Block level officers / officials inspecting the MDM Scheme?</b>		
	Out of the 40 visited schools;		
	<ul style="list-style-type: none"> <li>• 1 primary &amp; 2 upper primary school were inspected by state level officers.</li> <li>• 10 primary &amp; 10 upper primary schools were inspected by district level officers.</li> <li>• 11 primary &amp; 12 upper primary schools were inspected by block level officers.</li> </ul>		
	<b>iv) The frequency of such inspections?</b>		
	Out of the 40 visited schools;		
	<ul style="list-style-type: none"> <li>• 1 primary &amp; 2 upper primary schools were inspected within last 1 month by state level officers.</li> <li>• 10 primary &amp; 10 upper primary schools were inspected within last 2 months by district level officers.</li> <li>- 11 primary &amp; 12 upper primary schools were inspected within last 3 months by block Level officers.</li> </ul>		
<b>16.</b>	<b><u>Impact:</u></b>		
	<b>i) Has the mid-day meal improved the enrolment, attendance, retention of children in schools?</b>		
	The survey data collected by the MI team shows an improvement in attendance, enrolment and retention of students at 36, 37 and 37 schools respectively.		
	<b>ii) Whether mid-day meal has helped in improvement of the social harmony?</b>		
	In 32 visited schools, the teachers noted improvement in social harmony post implementation of MDM program.		
	<b>iii) Whether mid-day meal has helped in improvement of the nutritional status of the children?</b>		
	At 24 visited schools (11 Primary + 13 Upper primary), improvement in the nutritional status of children has been noted after the implementation of MDM.		

	<b>iv) Is there any other incidental benefit due to serving of meal in schools?</b>
	7 out of 40 visited schools witnessed at least one incidental benefit of serving meals in schools.
<b>17.</b>	<b><u>Grievance Redressal Mechanism :</u></b>
	<b>i) Is any grievance redressal mechanism in the district for MDMS?</b>
	After discussing with the district level MDM wing officer, it was recorded that only 23 visited schools in the district had grievance redressal mechanism.
	<b>ii) Whether the district / block / school having any toll-free number?</b>
	MI team recorded in Alirajpur district that 20, 23 and 20 schools had a toll-free number at district, block and school level respectively for MDM related query/ feedback.

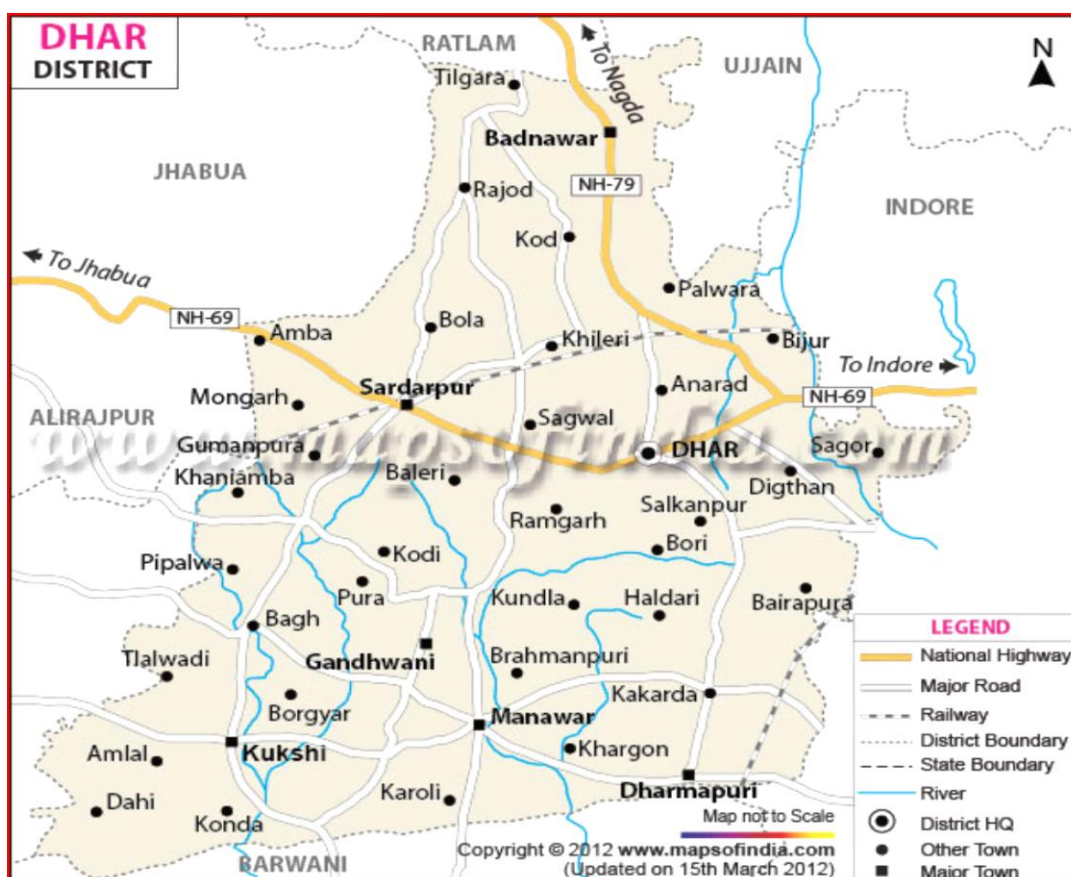
**Table 1.1**  
**Name & category of the school visited by MI Team**

S. No.	Name of School	Block	DISE code
1	Govt. Upper Primary School Badaguda (KGBV)	Jobat	2349-0107205
2	Govt. Upper Primary School Behdwa (KGBV)	C.S. Ajad Nagar	2349-0707102
3	Govt. Upper Primary School Semal Khedi (KGBV)	Udaygarh	2349-0501503
4	Govt. Upper Primary School Dobala Jhiri (KGBV)	Alirajpur	2349-0205904
5	Govt. Boys Upper Primary School C.S.Ajad Nagar	C.S. Ajad Nagar	2349-0705309
6	Govt. Primary School Kundlwasa	Udaygarh	2349-0500605
7	Govt. Upper Primary School Kundlwasa	Udaygarh	2349-0500601
8	Govt. Primary School Budwaniya Faliya	Udaygarh	2349-0500606
9	Govt. Primary School Padola	Katthiwada	2349-0315301
10	Govt. Upper Primary School Karelimwadi	Katthiwada	2349-0301703
11	Govt. Girls Upper Primary School Katthiwada	Katthiwada	2349-0304612
12	Govt. Upper Primary School Motibadoi	Katthiwada	2349-0304301
13	Govt. Girls Primary School Kadwal	Katthiwada	2349-0301302
14	Govt. Boys Primary School Kadwal	Katthiwada	2349-0301301



15	Govt. Primary School Badaguda	Jobat	2349-0107201
16	Govt. Boys Primary School Udaygarh	Udaygarh	2349-0505001
17	Govt. Girls Primary School Udaygarh	Udaygarh	2349-0505003
18	Govt. Girls Primary School Chhotipol	C.S. Ajad Nagar	2349-0706301
19	Govt. Primary School Roligaon	C.S. Ajad Nagar	2349-0703002
20	Govt. Upper Primary School Roligaon	C.S. Ajad Nagar	2349-0703001
21	Govt. Primary School Badipol	C.S. Ajad Nagar	2349-0706501
22	Govt. Upper Primary School Badipol	C.S. Ajad Nagar	2349-0706505
23	Govt. Upper Primary School Bhadakhpar	Udaygarh	2349-0505302
24	Govt. Primary School Chokidar Faliya	Udaygarh	2349-0505305
25	Govt. Primary School Pipliya	Udaygarh	2349-0506701
26	Govt. Primary School Poha	Udaygarh	2349-0500105
27	Govt. Primary School Pipla Faliya	Udaygarh	2349-0500103
28	Govt. Upper Primary School Ghoghsia	Jobat	2349-0109602
29	Govt. Upper Primary School Kasbajobat	Jobat	2349-0102905
30	Govt. Primary School Ghoghsia	Jobat	2349-0100901
31	Govt. Upper Primary School Pratabganj	Alirajpur	2349-0200220
32	Govt. Upper Primary School Tikhi Emli	Alirajpur	2349-0200304
33	Govt. Boys Upper Primary School Alirajpur	Alirajpur	2349-0200113
34	Govt. Primary School Behdawa	C.S. Ajad Nagar	2349-0707101
35	Govt. Primary School Bilvat	Alirajpur	2349-0205001
36	Govt. Upper Primary School Borkua	Alirajpur	2349-0203406
37	Govt. Navin Primary School Patel Faliya Umralli	Sondwa	2349-0606002
38	Govt. Boys Primary School Umralli	Sondwa	2349-0606104
39	Govt. Boys Upper Primary School Umralli	Sondwa	2349-0606101
40	Govt. Upper Primary School Kudwal	Katthiwada	2349-0301308

## Dhar District Profile

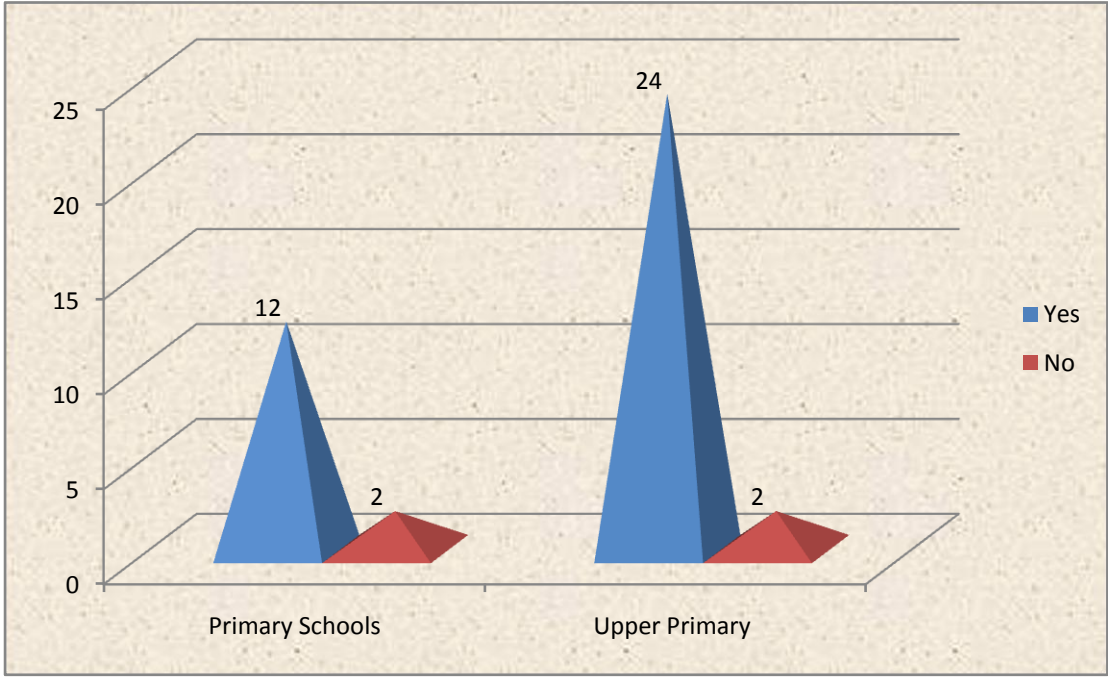


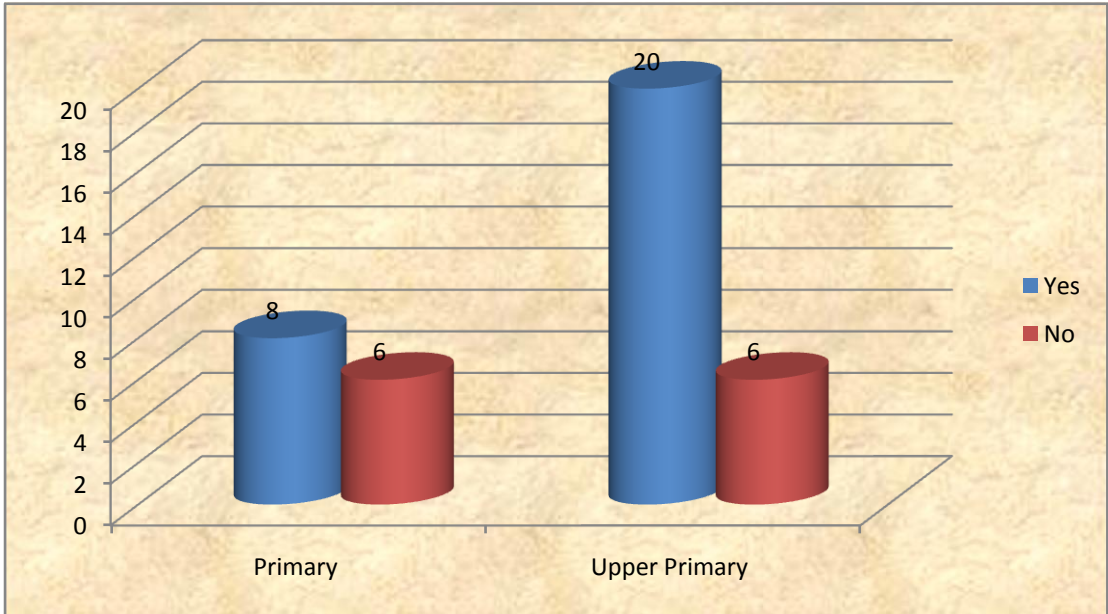
**Dhar district** is a district of Madhya Pradesh state in central India. The historic town of Dhar is administrative headquarters of the district. The district has an area 8,153 km<sup>2</sup>. It is bounded by the districts of Ratlam to the north, Ujjain to the northeast, Indore to the east, Khargone (West Nimar) to the southeast, Barwani to the south, and Jhabua to the west. It is part of the Indore Division of Madhya Pradesh. The population of the district is 2,185,793 (2011 census).

The (M.P. Institute of Social Science Research, Ujjain), is the monitoring institute for Madhya Pradesh State. The MI has undertaken Second Half Yearly monitoring activities for the period of 1.10.2014 to 31.03.2015 for the district\_ Dhar)

### Mid-Day Meal Scheme

#### 1. At school level

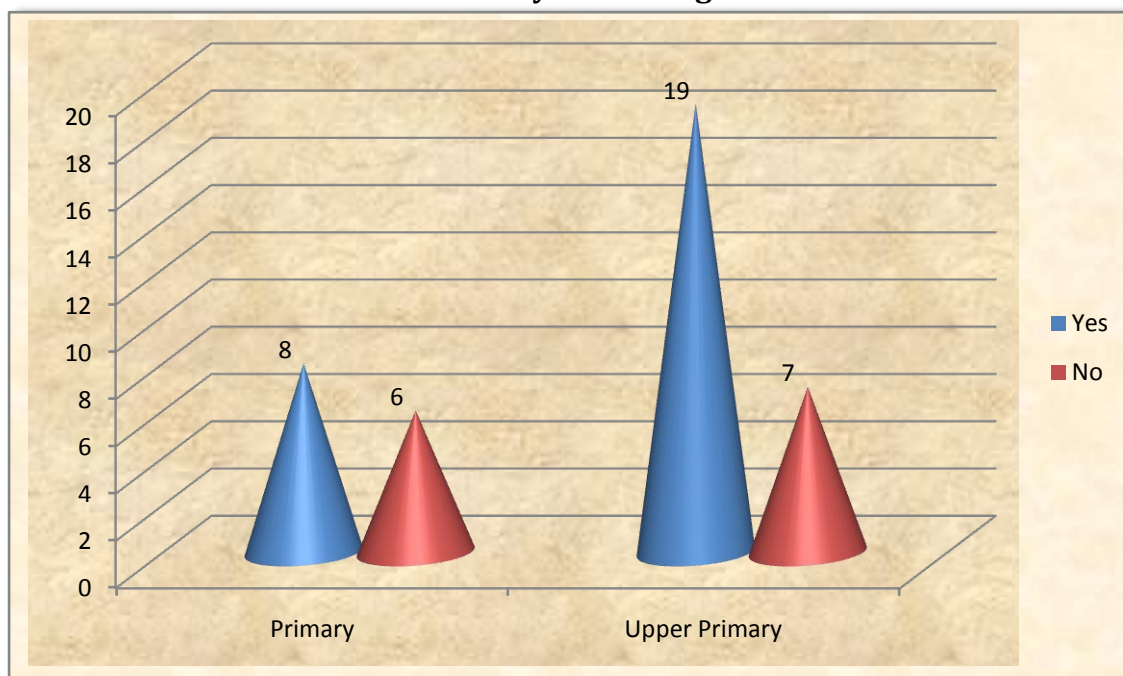
S. No.	Indicators																
<b>1.</b>	<p><b><u>Availability of food grains:</u></b></p> <p><b>i) Whether buffer stock of food grains for one month is available at the school?</b></p> <p style="text-align: center;"><b>Table 1.1</b></p> <p style="text-align: center;"><b>Buffer stock of foodgrains for one month is available at the school</b></p> <table border="1" style="width: 100%; border-collapse: collapse; margin: 10px auto;"> <thead> <tr> <th style="width: 30%;">School Category</th> <th style="width: 20%;">Yes</th> <th style="width: 20%;">No</th> <th style="width: 30%;">Total</th> </tr> </thead> <tbody> <tr> <td>Primary</td> <td style="text-align: center;">12</td> <td style="text-align: center;">2</td> <td style="text-align: center;">14</td> </tr> <tr> <td>Upper Primary</td> <td style="text-align: center;">24</td> <td style="text-align: center;">2</td> <td style="text-align: center;">26</td> </tr> <tr> <td><b>Total</b></td> <td style="text-align: center;"><b>36</b></td> <td style="text-align: center;"><b>4</b></td> <td style="text-align: center;"><b>40</b></td> </tr> </tbody> </table> <p style="text-align: center;"><b>Figure 1.1</b></p> <p style="text-align: center;"><b>Availability of food grains</b></p>  <p>The empirical data collected by the MI team during the survey shows that 36 visited schools of the district had buffer stock available with them. The supply chain of foodgrains is comprised as follows: MP State Civil Supply Corp. Ltd. → Local Grain Market → Lead Committee → Public Distribution System (PDS) → Self Help Groups (SHG).</p> <p><b>ii) Whether food grains are delivered in school in time by the lifting agency?</b></p>	School Category	Yes	No	Total	Primary	12	2	14	Upper Primary	24	2	26	<b>Total</b>	<b>36</b>	<b>4</b>	<b>40</b>
School Category	Yes	No	Total														
Primary	12	2	14														
Upper Primary	24	2	26														
<b>Total</b>	<b>36</b>	<b>4</b>	<b>40</b>														

	<p>As directed by the state government it is the duty of lifting agency to deliver the food grains from the PDS shops to the schools or to the cooking agency where the MDM is prepared. All schools surveyed reported to have received the food grains on time.</p> <p><b>iii) If lifting agency is not delivering the food grains at school how the food grains is transported up to school level?</b></p> <p>At 27 visited schools, food grains were not delivered up to their door steps. All those schools were getting foodgrains by the help of SHGs.</p> <p><b>iv) Whether the food grains are of Grade A quality?</b></p> <p>38 out of 40 visited schools had fair average quality (FAQ), Grade-A quality foodgrains. Govt. Primary School No.10 Brahmakundi Dhar (Dhar) &amp; Govt. upper primary School Gulati (Dharmपुरi) had received food grains of poor quality.</p> <p><b>v) Whether food grains are released to school after adjusting the unspent balance of the previous month?</b></p> <p>In 31 visited schools it was seen that the food grains were released to schools after adjusting the unspent balance of previous month.</p>																
<p><b>2.</b></p>	<p><b><u>Timely release of funds :</u></b></p>																
	<p><b>i) Whether State is releasing funds to District / block / school on regular basis in advance? If not,</b></p> <p style="text-align: center;"><b>Table 2.1</b></p> <p style="text-align: center;"><b>State is releasing funds to District / block / school on regular basis in advance</b></p> <table border="1" data-bbox="268 1120 1445 1308"> <thead> <tr> <th>School Category</th> <th>Yes</th> <th>No</th> <th>Total</th> </tr> </thead> <tbody> <tr> <td>Primary</td> <td>8</td> <td>6</td> <td>14</td> </tr> <tr> <td>Upper Primary</td> <td>20</td> <td>6</td> <td>26</td> </tr> <tr> <td><b>Total</b></td> <td><b>28</b></td> <td><b>12</b></td> <td><b>40</b></td> </tr> </tbody> </table> <p style="text-align: center;"><b>Figure 2.1</b> <b>Timely release of funds</b></p>  <p>It is the duty of the state to give funds for MDM to schools. According to the survey</p>	School Category	Yes	No	Total	Primary	8	6	14	Upper Primary	20	6	26	<b>Total</b>	<b>28</b>	<b>12</b>	<b>40</b>
School Category	Yes	No	Total														
Primary	8	6	14														
Upper Primary	20	6	26														
<b>Total</b>	<b>28</b>	<b>12</b>	<b>40</b>														

	data 28 schools acknowledged to the receipt of funds on time.																																							
	<b>a) Period of delay in releasing funds by State to district.</b>																																							
	Nil.																																							
	<b>b) Period of delay in releasing funds by District to block / schools.</b>																																							
	Total 12 visited schools reported a delay of 2-3 months in the release of funds from district to block/ schools. On enquiry the cooking agency revealed that they have not been provided fund from the district.																																							
	List of schools not getting funds in time-																																							
	<table border="1"> <thead> <tr> <th>Name of School</th> <th>Block</th> <th>Period of delay</th> </tr> </thead> <tbody> <tr> <td>Govt. Primary School Gyanpura</td> <td>Nalchha</td> <td>3 Months late</td> </tr> <tr> <td>Govt. Upper Primary Nandlalpura</td> <td>Nalchha</td> <td>2 Months late</td> </tr> <tr> <td>Govt. Upper Primary School Kandipura</td> <td>Nalchha</td> <td>3 Months late</td> </tr> <tr> <td>Govt. Primary School Bhadkiya</td> <td>Nalchha</td> <td>3 Months late</td> </tr> <tr> <td>Govt. Bhoj Girls Upper Primary No.02 Dhar</td> <td>Dhar</td> <td>2 Months late</td> </tr> <tr> <td>Govt. Upper Primary School Semalkheda</td> <td>Badnawar</td> <td>3 Months late</td> </tr> <tr> <td>Govt. Primary School Morad</td> <td>Manawar</td> <td>2 Months late</td> </tr> <tr> <td>Govt. Boys Primary School Gandhwani</td> <td>Gandhwani</td> <td>3 Months late</td> </tr> <tr> <td>Govt. Primary School Khadapura</td> <td>Gandhwani</td> <td>3 Months late</td> </tr> <tr> <td>Govt. Boys Upper Primary School Gandhwani</td> <td>Gandhwani</td> <td>3 Months late</td> </tr> <tr> <td>Govt. Girls Primary School Nisarpur</td> <td>Nisarpur</td> <td>3 Months late</td> </tr> <tr> <td>Govt. Girls Upper Primary School Susari</td> <td>Nisarpur</td> <td>3 Months late</td> </tr> </tbody> </table>	Name of School	Block	Period of delay	Govt. Primary School Gyanpura	Nalchha	3 Months late	Govt. Upper Primary Nandlalpura	Nalchha	2 Months late	Govt. Upper Primary School Kandipura	Nalchha	3 Months late	Govt. Primary School Bhadkiya	Nalchha	3 Months late	Govt. Bhoj Girls Upper Primary No.02 Dhar	Dhar	2 Months late	Govt. Upper Primary School Semalkheda	Badnawar	3 Months late	Govt. Primary School Morad	Manawar	2 Months late	Govt. Boys Primary School Gandhwani	Gandhwani	3 Months late	Govt. Primary School Khadapura	Gandhwani	3 Months late	Govt. Boys Upper Primary School Gandhwani	Gandhwani	3 Months late	Govt. Girls Primary School Nisarpur	Nisarpur	3 Months late	Govt. Girls Upper Primary School Susari	Nisarpur	3 Months late
Name of School	Block	Period of delay																																						
Govt. Primary School Gyanpura	Nalchha	3 Months late																																						
Govt. Upper Primary Nandlalpura	Nalchha	2 Months late																																						
Govt. Upper Primary School Kandipura	Nalchha	3 Months late																																						
Govt. Primary School Bhadkiya	Nalchha	3 Months late																																						
Govt. Bhoj Girls Upper Primary No.02 Dhar	Dhar	2 Months late																																						
Govt. Upper Primary School Semalkheda	Badnawar	3 Months late																																						
Govt. Primary School Morad	Manawar	2 Months late																																						
Govt. Boys Primary School Gandhwani	Gandhwani	3 Months late																																						
Govt. Primary School Khadapura	Gandhwani	3 Months late																																						
Govt. Boys Upper Primary School Gandhwani	Gandhwani	3 Months late																																						
Govt. Girls Primary School Nisarpur	Nisarpur	3 Months late																																						
Govt. Girls Upper Primary School Susari	Nisarpur	3 Months late																																						
	<b>c) Period of delay in releasing funds by block to schools.</b>																																							
	Nil.																																							
	<b>ii) Any other observations.</b>																																							
	Nil.																																							
<b>3.</b>	<b><u>Availability of Cooking Cost:</u></b>																																							
	<b>i) Whether school / implementing agency has receiving cooking cost in advance regularly?</b>																																							
	<b>Table 3.1</b>																																							
	<b>School / implementing agency has receiving cooking cost in advance regularly</b>																																							
	<table border="1"> <thead> <tr> <th>School Category</th> <th>Yes</th> <th>No</th> <th>Total</th> </tr> </thead> <tbody> <tr> <td>Primary</td> <td>8</td> <td>6</td> <td>14</td> </tr> <tr> <td>Upper Primary</td> <td>19</td> <td>7</td> <td>26</td> </tr> <tr> <td><b>Total</b></td> <td><b>27</b></td> <td><b>13</b></td> <td><b>40</b></td> </tr> </tbody> </table>	School Category	Yes	No	Total	Primary	8	6	14	Upper Primary	19	7	26	<b>Total</b>	<b>27</b>	<b>13</b>	<b>40</b>																							
School Category	Yes	No	Total																																					
Primary	8	6	14																																					
Upper Primary	19	7	26																																					
<b>Total</b>	<b>27</b>	<b>13</b>	<b>40</b>																																					



**Figure 3.1**  
**Availability of Cooking Cost**



13 out of 40 schools/ implementing agencies were not receiving cooking costs in advance regularly.

List of schools where cooking cost is not received in time -

Name of School	Block	Period of delay
Govt. Primary School Gyanpura	Nalchha	3 Months late
Govt. Upper Primary School Kandipura	Nalchha	3 Months late
Govt. Primary School Bhadkiya	Nalchha	3 Months late
Govt. Bhoj Girls Upper Primary No.02 Dhar	Dhar	4 Months late
Govt. Primary School No.07 Badnawar	Badnawar	3 Months late
Govt. Boys Upper Primary School Manawar	Manawar	3 Months late
Govt. Primary School Morad	Manawar	2 Months late
Govt. Upper Primary School Kapsi	Kukshi	3 Months late
Govt. Primary School No.03 Kukshi	Kukshi	3 Months late
Govt. Boys Primary School Gandhwani	Gandhwani	3 Months late
Govt. Primary School Khadapura	Gandhwani	3 Months late
Govt. Boys Upper Primary School Gandhwani	Gandhwani	3 Months late
Govt. Girls Primary School Nisarpur	Nisarpur	3 Months late

**ii) Period of delay, if any, in receipt of cooking cost.**

2-3 months delay was observed.


**iii) In case of non-receipt of cooking cost how the meal is served?**

SHGs, manage on their own in case of non-receipt of cooking costs.

**iv) Mode of payment of cooking cost (Cash / cheque / e-transfer)**



	At all visited schools, cooking cost was paid via e-transfers.								
<b>4.</b>	<b><u>Availability of Cook-cum-helpers:</u></b>								
	<b>i) Who engaged Cook-cum-helpers at schools (Department / SMC / VEC / PRI / Self Help Group / NGO /Contractor)?</b>								
	<b>Table 4.1 Implementing Agency in the schools</b>								
	<table border="1" style="width: 100%; border-collapse: collapse;"> <thead> <tr> <th style="text-align: center;">Implementing Agency</th> <th style="text-align: center;">No.</th> </tr> </thead> <tbody> <tr> <td style="text-align: center;">SMC</td> <td style="text-align: center;">3</td> </tr> <tr> <td style="text-align: center;">SHG</td> <td style="text-align: center;">37</td> </tr> <tr> <td style="text-align: center;"><b>Total</b></td> <td style="text-align: center;"><b>40</b></td> </tr> </tbody> </table>	Implementing Agency	No.	SMC	3	SHG	37	<b>Total</b>	<b>40</b>
Implementing Agency	No.								
SMC	3								
SHG	37								
<b>Total</b>	<b>40</b>								
	At 37 visited schools, cooks-cum-helpers were engaged by SHGs in-charge. At the remaining 3 schools, SMC engaged them.								
	<b>ii) If cook-cum-helper is not engaged who cooks and serves the meal?</b>								
	Nil.								
	<b>iii) Is the number of cooks-cum-helpers engaged in the school as per GoI norms or as per State norms?</b>								
	At 35 visited schools, the hired cooks-cum-helpers were as per the norms of the centre or the state.								
	<b>iv) Honorarium paid to cooks cum helpers.</b>								
	According to the norms of govt. cooks-cum-helpers are paid a monthly honorarium of Rs.1000 each. At all the visited schools, it was a common complaint by the cooks-cum-helpers that their wages are very low and they are incapable of working at the present pay. Hence, they demand an increase in their honorarium.								
	<b>v) Mode of payment to cook-cum-helpers?</b>								
	All visited schools were paying cooks-cum-helpers via cheques. It is necessary for all the employees to open a bank account for monetary transactions								
	<b>vi) Is remuneration being paid to cooks cum helpers regular?</b>								
	At 8 visited schools, cooks-cum-helpers complained that they were not receiving their remuneration on time. In Govt. Primary School No.10 Brahmakundi Dhar (Dhar), Cooks remuneration has not been paid since 1 year.								
	<b>vii) Social Composition of cooks cum helpers? (SC/ST/OBC/Minority)</b>								
	The GoMP has ordered to employ women of weaker sections of the society for working in MDM program. In terms of social composition in the 40 visited schools: Out of 115 cooks and helpers, 24 were OBC, 6 SC, 79 ST, 5 General and 1 minority.								
	<b>viii) Is there any training module for cook-cum-helpers?</b>								
	Only 12 visited schools had training modules for cooks-cum-helpers available.								
	<b>ix) Whether training has been provided to cook-cum-helpers?</b>								
	Cooks-cum-helpers had undergone training in only 9 visited schools.								

	<p>x) In case the meal is prepared and transported by the Centralized kitchen / NGO, whether cook-cum-helpers have been engaged to serve the meal to the children at school level.</p>																
	<p>Nil.</p>																
	<p>xi) Whether health check-up of cook-cum-helpers has been done?</p>																
	<p>Cooks-cum-helpers have undergone medical check-up in 18 visited schools.</p>																
<p>5.</p>	<p><b><u>Regularity in Serving Meal</u></b></p>																
	<p>i) Whether the school is serving hot cooked meal daily? If there was interruption, what was the extent and reasons for the same?</p> <p style="text-align: center;"><b>Table 5.1</b> <b>Regular serving of hot cooked meal daily</b></p> <table border="1" data-bbox="268 741 1449 931"> <thead> <tr> <th>School Category</th> <th>Yes</th> <th>No</th> <th>Total</th> </tr> </thead> <tbody> <tr> <td>Primary</td> <td>14</td> <td>0</td> <td>14</td> </tr> <tr> <td>Upper Primary</td> <td>26</td> <td>0</td> <td>26</td> </tr> <tr> <td><b>Total</b></td> <td><b>40</b></td> <td><b>0</b></td> <td><b>40</b></td> </tr> </tbody> </table> <p style="text-align: center;"><b>Upper Primary Lawni (Block, Umarban)</b></p>  <p style="text-align: center;"><b>Regular serving of hot cooked meal daily</b></p> <p>Hot cooked meals are being served daily to students in all 40 visited schools of Dhar district.</p>	School Category	Yes	No	Total	Primary	14	0	14	Upper Primary	26	0	26	<b>Total</b>	<b>40</b>	<b>0</b>	<b>40</b>
School Category	Yes	No	Total														
Primary	14	0	14														
Upper Primary	26	0	26														
<b>Total</b>	<b>40</b>	<b>0</b>	<b>40</b>														
<p>6.</p>	<p><b><u>Quality &amp;Quantity of Meal</u></b></p>																

**Feedback from children on  
i) Quality of meal**

**Table 6.1  
Quality of Meal**

Quality Level	Quality of Meal		
	Primary	Upper Primary	Total
Satisfied	13	22	35
Unsatisfied	1	4	5
<b>Total</b>	14	26	40

**Upper Primary Lawni (Block, Umarban)**





### Quality of Meal

At 35 visited schools, students were satisfied with the quality of meal provided to them. List of Schools - Reason for unsatisfaction-

Name of Schools	Block	Reason for unsatisfaction
Govt. Primary School No.10 BrahmakundiDhar	Dhar	MDM is not made according to menu.
Govt. Upper Primary School Panchakwasa	Badnawar	Poor Quality
Govt. Girls Upper Primary School Badnawar	Badnawar	Poor Quality
Govt. Upper Primary School Magarda	Kukshi	MDM is not made according to menu.
Govt. Navin Upper Primary School Pithanpur	Dahi	MDM is not made according to menu.

### ii) Quantity of meal

**Table 6.2**  
**Quantity of Meal**

Quantity Level	Quantity of Meal		
	Primary	Upper Primary	Total
Satisfied	12	23	35
Unsatisfied	2	3	5
<b>Total</b>	14	26	40



	At 35 visited schools, students were satisfied with the quantity of meal provided to them. List of Schools -Reason for unsatisfaction																		
	<table border="1"> <thead> <tr> <th>Name of Schools</th> <th>Block</th> <th>Reason for unsatisfaction</th> </tr> </thead> <tbody> <tr> <td>Govt. Primary School No.10 BrahmakundiDhar</td> <td>Dhar</td> <td>MDM is not made according to menu.</td> </tr> <tr> <td>Govt. Girls Upper Primary School Singhana</td> <td>Manawar</td> <td>Quantity is too less</td> </tr> <tr> <td>Govt. Upper Primary School Magarda</td> <td>Kukshi</td> <td>MDM is not made according to menu.</td> </tr> <tr> <td>Govt. Primary School Banki</td> <td>Kukshi</td> <td>Only 2 Chapati are given.</td> </tr> <tr> <td>Govt. Navin Upper Primary School Pithanpur</td> <td>Dahi</td> <td>MDM is not made according to menu.</td> </tr> </tbody> </table>	Name of Schools	Block	Reason for unsatisfaction	Govt. Primary School No.10 BrahmakundiDhar	Dhar	MDM is not made according to menu.	Govt. Girls Upper Primary School Singhana	Manawar	Quantity is too less	Govt. Upper Primary School Magarda	Kukshi	MDM is not made according to menu.	Govt. Primary School Banki	Kukshi	Only 2 Chapati are given.	Govt. Navin Upper Primary School Pithanpur	Dahi	MDM is not made according to menu.
Name of Schools	Block	Reason for unsatisfaction																	
Govt. Primary School No.10 BrahmakundiDhar	Dhar	MDM is not made according to menu.																	
Govt. Girls Upper Primary School Singhana	Manawar	Quantity is too less																	
Govt. Upper Primary School Magarda	Kukshi	MDM is not made according to menu.																	
Govt. Primary School Banki	Kukshi	Only 2 Chapati are given.																	
Govt. Navin Upper Primary School Pithanpur	Dahi	MDM is not made according to menu.																	
	<b>iii) Quantity of pulses used in the meal per child.</b>																		
	At 32 visited schools, students were satisfied with the quantity of pulses used in meal per child.																		
	<b>iv) Quantity of green leafy vegetables used in the meal per child.</b>																		
	At 28 visited schools, students were satisfied with the quantity of green leafy vegetables used in meal per child.																		
	<b>v) Whether double fortified salt is used?</b>																		
	Double fortified salt is used in all the schools.																		
	<b>vi) Acceptance of the meal amongst the children.</b>																		
	At 38 visited schools, children accepted the meals provided to them.																		
	<b>vii) Method / Standard gadgets / equipment for measuring the quantity of food to be cooked and served. {Please give reasons and suggestions to improve, if children were not happy.}</b>																		
	Only 19 visited schools were making use of methods / standard gadgets / equipments for measuring the quantity of food to be cooked and served per child.																		
<b>7.</b>	<b><u>Variety of Menu:</u></b>																		
	<b>i) Who decides the menu?</b>																		
	All visited schools followed the menu as given by GoMP.																		

ii) Whether weekly menu is displayed at a prominent place noticeable to community,

**Table 7.1**  
Weekly menu is displayed

School Category	Yes	No	Total
Primary	7	7	14
Upper Primary	12	14	26
<b>Total</b>	<b>19</b>	<b>21</b>	<b>40</b>

**Upper Primary Achana (Block, Nalchha)**



**Weekly menu is displayed at a prominent place**

At only 19 visited schools the weekly menu was displayed at a prominent place noticeable to the community.

iii) Is the menu being followed uniformly?

35 visited schools of Dhar District are following the weekly menu uniformly. Reasons given by the remaining schools for not following the menu are – unavailability of items in local market, disliked by children, unaware of preparation process, costly items, longer preparation time and unseasonal food grain.

iv) Whether menu includes locally available ingredients?

30 visited schools emphasized over using locally available ingredients.



	<p><b>v) Whether menu provides required nutritional and calorific value per child?</b></p> <p>At only 26 visited schools (9 Primary &amp; 17 Upper Primary), it was reported that the given meals were providing the students with sufficient nutrition and energy.</p>																			
<b>8.</b>	<p><b><u>i) Display of Information under Right to Education Act, 2009 at the school level at prominent place:</u></b></p> <p><b>a) Quantity and date of food grains received</b></p> <p>At only 17 schools, a board was found displaying the quantity and date of foodgrains received.</p> <p><b>b) Balance quantity of food grains utilized during the month.</b></p> <p>At only 14 schools, a board was found displaying the balance quantity of foodgrains utilized during the month.</p> <p><b>c) Other ingredients purchased, utilized</b></p> <p>At 12 schools, a board was found displaying the information related to other ingredients purchased and utilized.</p> <p><b>d) Number of children given MDM</b></p> <p>At only 13 visited schools, a display was found showing the number of children being given MDM.</p> <p><b>e) Daily menu</b></p> <p>At 18 visited schools, the daily menu of MDM was displayed on the walls.</p> <p><b>ii) Display of MDM logo at prominent place preferably outside wall of the school.</b></p> <p>Only 15 visited schools had the logo of MDM displayed at a prominent place.</p>																			
<b>9.</b>	<p><b><u>Trends:</u></b></p> <p><b>Extent of variation (As per school records vis-à-vis Actual on the day of visit).</b></p> <p><b>i) Enrolment</b></p> <p style="text-align: center;"><b>Table 9.1</b> <b>Number of children enrolled in schools</b></p> <table border="1" style="width: 100%; border-collapse: collapse;"> <thead> <tr> <th rowspan="2">School Category</th> <th>Urban</th> <th>Rural</th> <th>Total</th> </tr> <tr> <th>Sum</th> <th>Sum</th> <th>Sum</th> </tr> </thead> <tbody> <tr> <td>Primary</td> <td style="text-align: center;">508</td> <td style="text-align: center;">841</td> <td style="text-align: center;">1349</td> </tr> <tr> <td>Upper Primary</td> <td style="text-align: center;">1351</td> <td style="text-align: center;">4055</td> <td style="text-align: center;">5406</td> </tr> <tr> <td>Total</td> <td style="text-align: center;">1859</td> <td style="text-align: center;">4896</td> <td style="text-align: center;">6755</td> </tr> </tbody> </table> <p>A total of 6755 children were enrolled in the 14 primary and 26 upper primary schools of Dhar district. Of these 1859 (508 P + 1351 M) were from urban regions (10 schools) and 4896 (841 P + 4055 M) were from rural regions (30 schools).</p> <p><b>ii) No. of children present on the day of the visit.</b></p> <p>The MI team in their visits to schools recorded a total number of 4536 children present; 1150 out of 1859 in urban and 3386 out of 4896 in rural regions.</p> <p><b>iii) No. of children availing MDM as per MDM Register.</b></p> <p>As per the MDM registers 4329 out of 4536 of the total enrolled students were</p>	School Category	Urban	Rural	Total	Sum	Sum	Sum	Primary	508	841	1349	Upper Primary	1351	4055	5406	Total	1859	4896	6755
School Category	Urban		Rural	Total																
	Sum	Sum	Sum																	
Primary	508	841	1349																	
Upper Primary	1351	4055	5406																	
Total	1859	4896	6755																	

	<p>availing the MDM facility in the visited schools.</p> <p><b>iv) No. of children actually availing MDM on the day of visit as per head count.</b></p> <p>4205 enrolled students out of 4329 were actually found to be having MDM on the days of visit. 942 (262 P + 680 M) were urban and 3263 (506 P + 2757 M) were rural.</p>
<b>10</b>	<p><b><u>Social Equity :</u></b></p> <p><b>i) What is the system of serving and seating arrangements for eating?</b></p> <p>In 35 visited schools, it was seen that cooks-cum-helpers were serving the children. At 31 visited schools, the children were made to sit in line while eating. At 6 schools the children were found eating in small-small groups or in a disorderly manner.</p> <p><b>ii) Did you observe any gender or caste or community discrimination in cooking or serving or seating arrangements?</b></p> <p>No.</p> <p><b>iii) The name of the school where discrimination found of any kind may be mentioned in the main body of the report along with date of visit.</b></p> <p>NA.</p> <p><b>iv) If any kind of social discrimination is found in the school, comments of the team may be given in the inspection register of the school.</b></p> <p>Nil.</p>
<b>11</b>	<p><b><u>Convergence With Other Schemes:</u></b></p> <p><b>1. Sarva Shiksha Abhiyan</b></p> <p>The convergence of Mid-day meal scheme with Sarva Shiksha Abhiyan is as follows:</p> <ul style="list-style-type: none"> <li>- The responsibilities of teachers lie in maintaining daily MDM records (found in 35 schools), updating the MDM register (38) and checking the quality of MDM (33).</li> <li>- The responsibility of coordinators is to give information of sudden closing of MDM to CEOs within 24 hours (observed in 32 visited schools).</li> <li>- An important responsibility of coordinator is to regularly inspect and monitor MDM activity in schools (observed in 35 visited schools).</li> </ul> <p><b>2. School Health Programme</b></p> <p><b>i) Is there school Health Card maintained for each child?</b></p> <p>School health cards being up-to-date were found at only 8 primary and 8 upper primary schools out of the 40 visited schools (16 totals).</p> <p><b>ii) What is the frequency of health check-up?</b></p> <p>At 25 schools (out of 40 visited), students had health check-up within last one year. Out of those 25 schools, 7 have monthly check-ups, 6 have half yearly, 9 have yearly and 3 have irregular checkups.</p> <p><b>iii) Whether children are given micronutrients (Iron, folic acid, vitamin - A dosage) and de-worming medicine periodically?</b></p> <p>Periodically micronutrient tablets are given to students as supplements necessary for proper growth. The situation in Dhar district was not good, out of the 40 schools</p>

	<p>surveyed, 22 schools' children received iron dosage, 19 received folic acid, 12 received Vit-A and only 14 received de-worming medicines on time.</p>
	<p><b>iv) Who administers these medicines and at what frequency?</b></p>
	<p>All the schools of Dhar district are supervised by the health department for the medicines. At 22 visited schools the administration of medicines was found irregular or nil. Only 3 schools reported to have monthly administration, 5 half-yearly and 10 schools annually.</p>
	<p><b>v) Whether height and weight record of the children is being indicated in the school health card.</b></p>
	<p>The height and weight records of children were found in the school health card at only 10 of the visited schools.</p>
	<p><b>vi) Whether any referral during the period of monitoring.</b></p>
	<p>Nil.</p>
	<p><b>vii) Instances of medical emergency during the period of monitoring.</b></p>
	<p>Nil.</p>
	<p><b>viii) Availability of the first aid medical kit in the schools.</b></p>
	<p>Only 10 visited schools were having first-aid kits available.</p>
	<p><b>ix) Dental and eye check-up included in the screening.</b></p>
	<p>5 primary and 3 Upper Primary schools, out of the 40 visited schools, had done dental and eye check-up of students during screening (total 8).</p>
	<p><b>x) Distribution of spectacles to children suffering from refractive error.</b></p>
	<p>Only at 4 primary and 3 Upper Primary schools (out of the 40 visited) spectacles were provided to children suffering from refractive error (total 7).</p>
	<p><b>2. Drinking Water and Sanitation Programme</b></p>
	<p><b>i) Whether potable water is available for drinking purpose in convergence with drinking water and sanitation programme.</b></p>
	<p>Potable water for drinking purpose was available only at 21 visited schools (in convergence with drinking water and sanitation programme).</p>
	<p><b>3. MPLAD / MLA Scheme</b></p>
	<p>MLA funded school's building construction was living carried out only in Govt. upper primary School Panchakwasa (Badnawar),</p>
	<p><b>4. Any Other Department / Scheme.</b></p>
	<p>Nil.</p>
<b>12</b>	<p><b><u>Infrastructure:</u></b></p>

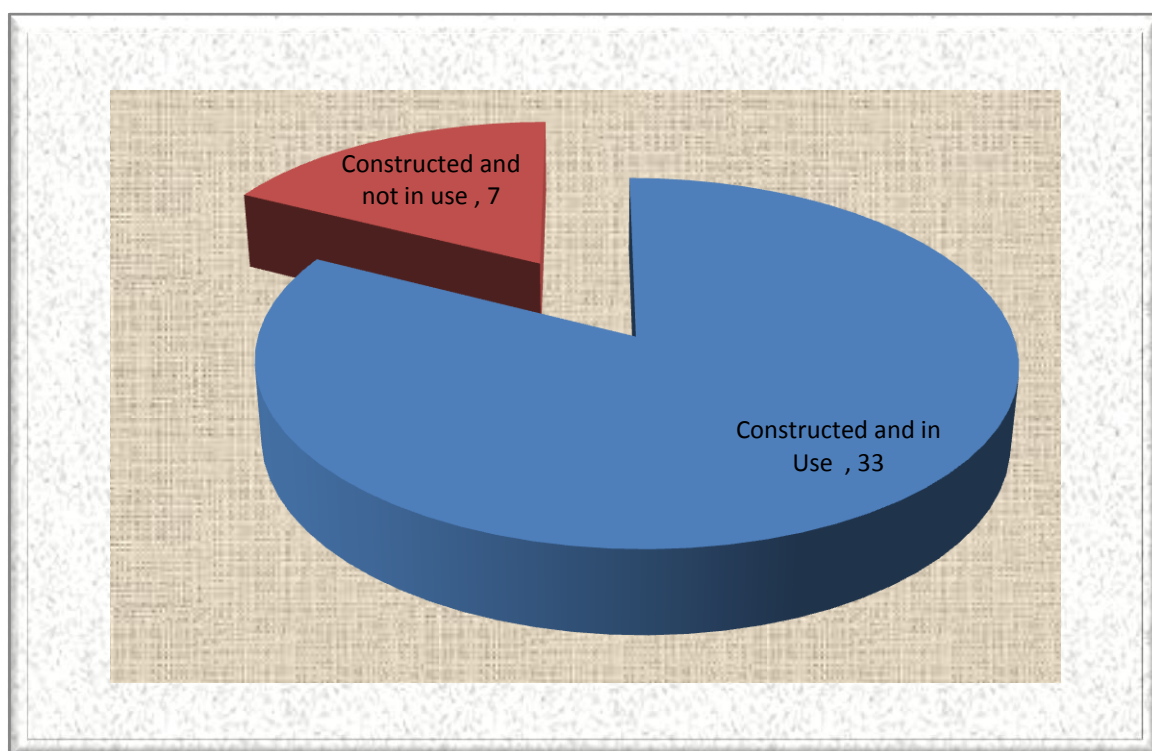
**1. Kitchen-cum-Store**

**(a) Is a pucca kitchen shed-cum-store**

**Table 12.1**  
**Condition of kitchen Shed**

Condition of kitchen shed	Number of schools
	No.
Constructed and in use	33
Constructed and not in use	7
<b>Total</b>	<b>40</b>

**Figure 4.1**  
**Condition of kitchen Shed**



**Upper Primary Achana (Block, Nalchha)**



**Kitchen shed available in school**

**i) Constructed and in use**

33 visited schools had *pucca* kitchen and was being used for cooking purposes.

**ii) Under which Scheme Kitchen-cum-store constructed -MDM/SSA/Others**

At 25 visited schools kitchen sheds were constructed under SSA scheme and at 15 schools under MDM scheme.

**iii) Constructed but not in use (Reasons for not using)**

7 visited schools had the kitchen constructed but were not using them. Reason- In these schools the cooking agency were found to be cooking at their own home/place.

**iv) Under construction**

None.

**v) Sanctioned, but construction not started**

None.

**vi) Not sanctioned**

None.

**b) In case the pucca kitchen-cum-store is not available, where is the food being cooked and where the food grains /other ingredients are being stored?**

In such case, for 7 schools meals were prepared SHGs by at their own place.

At 8 schools it was seen that SHG had taken the responsibility of storing food grains, remaining 32 stored in school itself.

<p><b>c) Kitchen-cum-store in hygienic condition, properly ventilated and away from classrooms.</b></p> <p>During monitoring of 40 schools by the MI team, all schools' kitchen-cum-store was found in hygienic condition, properly ventilated and had their kitchen away from classrooms.</p>
<p><b>d) Whether MDM is being cooked by using firewood or LPG based cooking?</b></p> <p>Majority of the visited schools (25) use firewood for cooking meals, rest (15 schools) use LPG.</p>
<p><b>e) Whether on any day there was interruption due to non-availability of firewood or LPG?</b></p> <p>Nowhere.</p>
<p><b><u>2. Kitchen Devices:</u></b></p>
<p><b>i) Whether cooking utensils are available in the school?</b></p> <p>36 visited schools have sufficient utensils available for cooking.</p>
<p><b>ii) Source of funding for cooking and serving utensils – Kitchen Devices fund / MME / Community contribution / others.</b></p> <p>At 14 visited schools, cooking and serving utensils were funded under kitchen devices fund, at 25 under MME scheme and at 1 by under community contribution.</p>
<p><b>iii) Whether eating plates etc. are available in the school?</b></p> <p>3 visited schools did not have sufficient number of plates available for all children. These schools are Govt. upper primary Sulawad (Nalchha), Govt. Bhoj Girls upper primary No.02 Dhar (Dhar) &amp; Govt. Primary School Malbihar (Umarban).</p>
<p><b>iv) Source of funding for eating plates - MME / Community contribution / others?</b></p> <p>38 visited schools received plates under MME fund only and 2 received from community contribution.</p>
<p><b><u>3. Availability of storage bins:</u></b></p>
<p><b>i) Whether storage bins are available for food grains? If yes, what is the source of their procurement?</b></p> <p>At 38 visited schools, storage bins were available for storing the food grains.</p>
<p><b><u>4. Toilets in the school:</u></b></p>
<p><b>i) Is separate toilet for boys and girls available?</b></p> <p>As far as the availability of separate toilet units for boys and girls is concerned the condition was found to be very atypical as only 29 visited schools had separate toilets for boys and girls. 11 schools (2 primary + 9 upper primary) didn't have separate toilets.</p>
<p><b>ii) Are toilets usable?</b></p> <p>Upon the physical observation made by the MI team, toilets at only 25 visited schools were seen to be in usable condition (10 primary + 15 upper primary).</p>
<p><b><u>5. Availability of potable water:</u></b></p>



	<p><b>i) Is Tap water / tube well / hand pump / well / jet pump available?</b></p> <p>All 40 visited schools have access to potable water. Mainly hand-pumps (22) are the source of water. Other sources include taps (10), wells and tube-wells (8).</p> <p><b>ii) Any other source</b></p> <p>No.</p> <p><b>6. Availability of fire extinguishers:</b></p> <p>Only at 2 schools (out of the 40 visited), fire extinguishers were available.</p> <p><b>7. IT infrastructure available at School level:</b></p> <p><b>a) Number of computers available in the school (if any)</b></p> <p>Only 1 out of 26 upper primary schools had computer facility for the students. The school had 3 computers.</p> <p><b>b) Availability of internet connection (If any).</b></p> <p>Only 1 school with computers had internet connection was found in Govt. Girls upper primary school bagdi, block Nalchha.</p> <p><b>c) Using any IT / IT enabled services based solutions / services (e-learning etc.) (if any)</b></p> <p>None.</p>																
<b>13</b>	<p><b><u>Safety &amp; Hygiene:</u></b></p> <p><b>i) General Impression of the environment, Safety and hygiene:</b></p> <p>In the 40 schools visited for assessing environment, safety &amp; hygiene conditions, the MI team made the following observations:-                  Environment - very good (3), good (12), fair (22) and poor (3).                  Safety - very good (2), good (11), fair (24) and poor (3).                  Hygiene - very good (3), good (9), fair (24) and poor (4).</p> <p><b>ii) Are children encouraged to wash hands before and after eating</b></p> <p style="text-align: center;"><b>Table 13.1</b>  <b>Children encouraged washing hands before and after eating</b></p> <table border="1" style="width: 100%; border-collapse: collapse;"> <thead> <tr> <th style="text-align: center;">School Category</th> <th style="text-align: center;">Yes</th> <th style="text-align: center;">No</th> <th style="text-align: center;">Total</th> </tr> </thead> <tbody> <tr> <td style="text-align: center;">Primary</td> <td style="text-align: center;">11</td> <td style="text-align: center;">3</td> <td style="text-align: center;">14</td> </tr> <tr> <td style="text-align: center;">Upper Primary</td> <td style="text-align: center;">23</td> <td style="text-align: center;">3</td> <td style="text-align: center;">26</td> </tr> <tr> <td style="text-align: center;"><b>Total</b></td> <td style="text-align: center;"><b>34</b></td> <td style="text-align: center;"><b>6</b></td> <td style="text-align: center;"><b>40</b></td> </tr> </tbody> </table> <p>It was observed in 34 visited schools by the MI team that students were asked to wash hands before and after meals at all the schools.</p> <p><b>iii) Do the children take meals in an orderly manner?</b></p> <p>At 35 visited schools, the students were seen taking meals in an orderly manner.</p> <p><b>iv) Conservation of water?</b></p> <p>Students at 35 visited schools were encouraged to conserve water.</p> <p><b>v) Is the cooking process and storage of fuel safe, not posing any fire hazard?</b></p>	School Category	Yes	No	Total	Primary	11	3	14	Upper Primary	23	3	26	<b>Total</b>	<b>34</b>	<b>6</b>	<b>40</b>
School Category	Yes	No	Total														
Primary	11	3	14														
Upper Primary	23	3	26														
<b>Total</b>	<b>34</b>	<b>6</b>	<b>40</b>														

The MI team observed that cooking process was not proper and storage of fuel was unsafe at 2 Upper Primary schools.

**14 Community Participation:**  
**i) Extent of participation by Parents / SMC / VEC / Panchayat / Urban bodies in daily supervision and monitoring.**

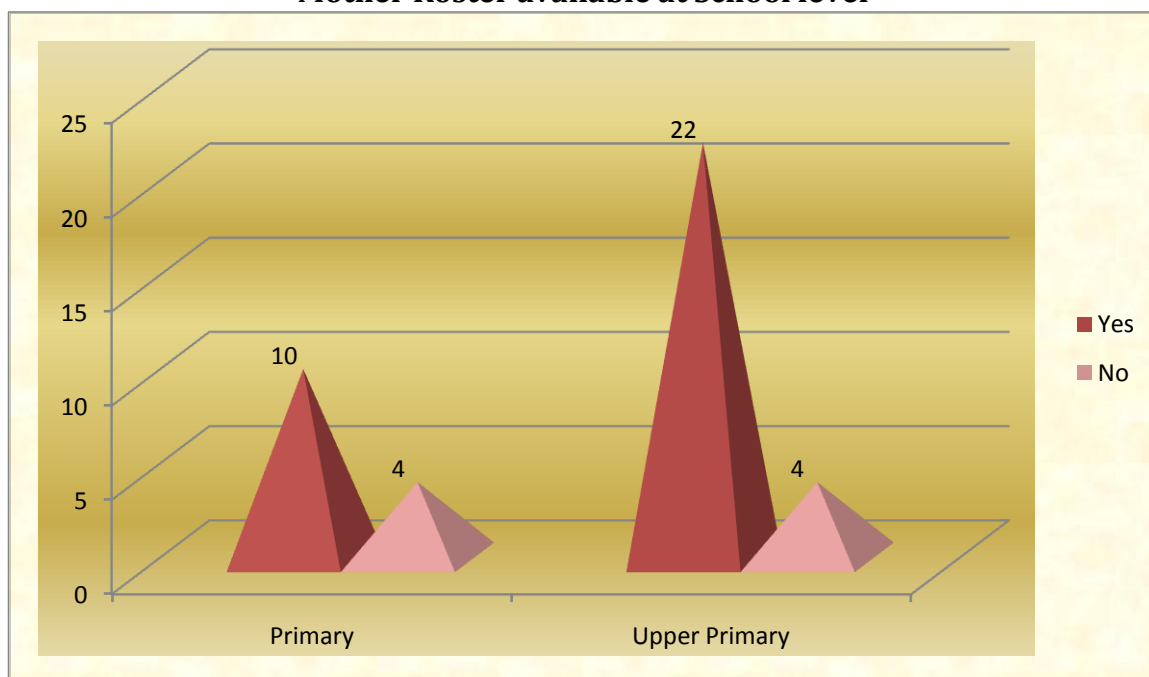
The observation of MI team and database shows that parents' participation is at 32 schools, SMC members at 24 and Panchayat members & Urban bodies at 20 schools.

**ii) Is any roster of community members being maintained for supervision of the MDM?**

**Table 14.1**  
**Mother Roster available at School level**

School Category	Yes	No	Total
Primary	10	4	14
Upper Primary	22	4	26
<b>Total</b>	<b>32</b>	<b>8</b>	<b>40</b>

**Figure 5.1**  
**Mother Roster available at School level**



By observations made, 32 visited schools had appointed a mother roster and 21 of them were regularly updating her.

**iii) Is there any social audit mechanism in the school?**

18 visited schools have a social audit mechanism. These include – mother roster, MDM inspection register, monthly meeting of SMCs. In the meeting of gram sabha issues related with MDM are also discussed. Apart from these mechanisms Senior

	<p>citizen &amp; Antoyodya Card Holders also test the meal before it is served to students.</p> <p><b>iv) Number of meetings of SMC held during the monitoring period.</b></p> <p>23 visited schools had no meetings regarding MDM in last one month and 17 had 1 meeting in last one month.</p> <p><b>v) In how many of these meetings issues related to MDM were discussed?</b></p> <p>Total 17 meeting in the last month took place in the visited school. The main issues discussed SMC Meeting-</p> <table border="1"> <thead> <tr> <th>Name of School</th> <th>Block</th> <th>Issues</th> </tr> </thead> <tbody> <tr> <td>Govt. Primary School Gyanpura</td> <td>Nalchha</td> <td>Mid Day Meal Quality</td> </tr> <tr> <td>Govt. Upper Primary Nandlalpura</td> <td>Nalchha</td> <td>Mid Day Meal Quality</td> </tr> <tr> <td>Govt. Upper Primary School Kandipura</td> <td>Nalchha</td> <td>Mid Day Meal Menu</td> </tr> <tr> <td>Govt. Primary School Bhadkiya</td> <td>Nalchha</td> <td>Mid Day Meal Quality</td> </tr> <tr> <td>Govt. Bhoj Girls Upper Primary No.02 Dhar</td> <td>Dhar</td> <td>Mid Day Meal Quality &amp; Menu</td> </tr> <tr> <td>Govt. Primary School No.10 BrahmakundiDhar</td> <td>Dhar</td> <td>Mid Day Meal Quality</td> </tr> <tr> <td>Govt. Upper Primary School Panchakwasa</td> <td>Badnawar</td> <td>Mid Day Meal Quality</td> </tr> <tr> <td>Govt. Primary School No.07 Badnawar</td> <td>Badnawar</td> <td>Mid Day Meal Quality</td> </tr> <tr> <td>Govt. Upper Primary School Semalkheda</td> <td>Badnawar</td> <td>Mid Day Meal Quality &amp; Menu</td> </tr> <tr> <td>Govt. Boys Upper Primary School Manawar</td> <td>Manawar</td> <td>Mid Day Meal Quality &amp; Quantity</td> </tr> <tr> <td>Govt. Primary School Morad</td> <td>Manawar</td> <td>Mid Day Meal Quality &amp; Quantity</td> </tr> <tr> <td>Govt. Upper Primary School Kapsi</td> <td>Kukshi</td> <td>Mid Day Meal Quality &amp; Quantity</td> </tr> <tr> <td>Govt. Primary School No.03 Kukshi</td> <td>Kukshi</td> <td>Mid Day Meal Quality &amp; Quantity</td> </tr> <tr> <td>Govt. Boys Primary School Gandhwani</td> <td>Gandhwani</td> <td>Mid Day Meal Quality &amp; Quantity.</td> </tr> <tr> <td>Govt. Upper Primary School Sandla</td> <td>Sardarpur</td> <td>Mid Day Meal Menu</td> </tr> <tr> <td>Govt. Girls Primary School Nisarpur</td> <td>Nisarpur</td> <td>Mid Day Meal Quality &amp; Quantity</td> </tr> <tr> <td>Govt. Girls Upper Primary School Susari</td> <td>Nisarpur</td> <td>Mid Day Meal Quality &amp; Quantity</td> </tr> </tbody> </table>	Name of School	Block	Issues	Govt. Primary School Gyanpura	Nalchha	Mid Day Meal Quality	Govt. Upper Primary Nandlalpura	Nalchha	Mid Day Meal Quality	Govt. Upper Primary School Kandipura	Nalchha	Mid Day Meal Menu	Govt. Primary School Bhadkiya	Nalchha	Mid Day Meal Quality	Govt. Bhoj Girls Upper Primary No.02 Dhar	Dhar	Mid Day Meal Quality & Menu	Govt. Primary School No.10 BrahmakundiDhar	Dhar	Mid Day Meal Quality	Govt. Upper Primary School Panchakwasa	Badnawar	Mid Day Meal Quality	Govt. Primary School No.07 Badnawar	Badnawar	Mid Day Meal Quality	Govt. Upper Primary School Semalkheda	Badnawar	Mid Day Meal Quality & Menu	Govt. Boys Upper Primary School Manawar	Manawar	Mid Day Meal Quality & Quantity	Govt. Primary School Morad	Manawar	Mid Day Meal Quality & Quantity	Govt. Upper Primary School Kapsi	Kukshi	Mid Day Meal Quality & Quantity	Govt. Primary School No.03 Kukshi	Kukshi	Mid Day Meal Quality & Quantity	Govt. Boys Primary School Gandhwani	Gandhwani	Mid Day Meal Quality & Quantity.	Govt. Upper Primary School Sandla	Sardarpur	Mid Day Meal Menu	Govt. Girls Primary School Nisarpur	Nisarpur	Mid Day Meal Quality & Quantity	Govt. Girls Upper Primary School Susari	Nisarpur	Mid Day Meal Quality & Quantity
Name of School	Block	Issues																																																					
Govt. Primary School Gyanpura	Nalchha	Mid Day Meal Quality																																																					
Govt. Upper Primary Nandlalpura	Nalchha	Mid Day Meal Quality																																																					
Govt. Upper Primary School Kandipura	Nalchha	Mid Day Meal Menu																																																					
Govt. Primary School Bhadkiya	Nalchha	Mid Day Meal Quality																																																					
Govt. Bhoj Girls Upper Primary No.02 Dhar	Dhar	Mid Day Meal Quality & Menu																																																					
Govt. Primary School No.10 BrahmakundiDhar	Dhar	Mid Day Meal Quality																																																					
Govt. Upper Primary School Panchakwasa	Badnawar	Mid Day Meal Quality																																																					
Govt. Primary School No.07 Badnawar	Badnawar	Mid Day Meal Quality																																																					
Govt. Upper Primary School Semalkheda	Badnawar	Mid Day Meal Quality & Menu																																																					
Govt. Boys Upper Primary School Manawar	Manawar	Mid Day Meal Quality & Quantity																																																					
Govt. Primary School Morad	Manawar	Mid Day Meal Quality & Quantity																																																					
Govt. Upper Primary School Kapsi	Kukshi	Mid Day Meal Quality & Quantity																																																					
Govt. Primary School No.03 Kukshi	Kukshi	Mid Day Meal Quality & Quantity																																																					
Govt. Boys Primary School Gandhwani	Gandhwani	Mid Day Meal Quality & Quantity.																																																					
Govt. Upper Primary School Sandla	Sardarpur	Mid Day Meal Menu																																																					
Govt. Girls Primary School Nisarpur	Nisarpur	Mid Day Meal Quality & Quantity																																																					
Govt. Girls Upper Primary School Susari	Nisarpur	Mid Day Meal Quality & Quantity																																																					
<b>15</b>	<p><b><u>Inspection &amp; Supervision:</u></b></p> <p><b>i) Is there any Inspection Register available at school level?</b></p> <p style="text-align: center;"><b>Table 15.1</b> <b>Inspection Register (MDM) available at school level</b></p> <table border="1"> <thead> <tr> <th>School Category</th> <th>Yes</th> <th>No</th> <th>Total</th> </tr> </thead> <tbody> <tr> <td>Primary</td> <td>14</td> <td>0</td> <td>14</td> </tr> <tr> <td>Upper Primary</td> <td>25</td> <td>1</td> <td>26</td> </tr> <tr> <td><b>Total</b></td> <td><b>39</b></td> <td><b>1</b></td> <td><b>40</b></td> </tr> </tbody> </table>	School Category	Yes	No	Total	Primary	14	0	14	Upper Primary	25	1	26	<b>Total</b>	<b>39</b>	<b>1</b>	<b>40</b>																																						
School Category	Yes	No	Total																																																				
Primary	14	0	14																																																				
Upper Primary	25	1	26																																																				
<b>Total</b>	<b>39</b>	<b>1</b>	<b>40</b>																																																				

	<p>Only 1 visited school MDM inspection register was not found. (Govt. Girls Upper Primary School Singhana (Manawar).</p> <p><b>ii) Whether school has received any funds under MME component?</b></p> <p>18 visited schools received funds under MME component.</p> <p><b>iii) Whether State / District / Block level officers / officials inspecting the MDM Scheme?</b></p> <p>Out of the 40 visited schools;</p> <ul style="list-style-type: none"> <li>• Only 2 upper primary schools were inspected by state level officers.</li> <li>• 6 primary &amp; 14 upper primary schools were inspected by district level officers.</li> <li>• 11 primary &amp; 20 upper primary schools were inspected by block level officers.</li> </ul> <p><b>iv) The frequency of such inspections?</b></p> <p>Out of the 40 visited schools;</p> <ul style="list-style-type: none"> <li>• Only 2 upper primary schools were inspected within last 2-3 months by state level officers.</li> <li>• 6 primary &amp; 14 upper primary schools were inspected within last 2-3 months by district level officers.</li> <li>• 11 primary &amp; 20 upper primary schools were inspected within last 2-3 months by block level officers.</li> </ul>
<b>16</b>	<p><b><u>Impact:</u></b></p> <p><b>i) Has the mid-day meal improved the enrolment, attendance, retention of children in schools?</b></p> <p>The survey data collected by the MI team shows an improvement in attendance, enrolment and retention of students at all 40 schools visited.</p> <p><b>ii) Whether mid-day meal has helped in improvement of the social harmony?</b></p> <p>In 36 visited schools, the teachers noted improvement in social harmony post implementation of MDM program.</p> <p><b>iii) Whether mid-day meal has helped in improvement of the nutritional status of the children?</b></p> <p>At 35 visited schools, improvement in the nutritional status of children has been noted after the implementation of MDM.</p> <p><b>iv) Is there any other incidental benefit due to serving of meal in schools?</b></p> <p>26 out of 40 visited schools witnessed at least one incidental benefit of serving meals in schools.</p>
<b>17</b>	<p><b><u>Grievance Redressal Mechanism :</u></b></p> <p><b>i) Is any grievance redressal mechanism in the district for MDMS?</b></p> <p>After discussing with the district level MDM wing officer, it was recorded that 31 visited schools in the district had grievance redressal mechanism.</p> <p><b>ii) Whether the district / block / school having any toll-free number?</b></p> <p>MI team recorded in Dhar district that 31, 16 and 12 schools had a toll-free number at district, block and school level respectively for MDM related query/ feedback.</p>

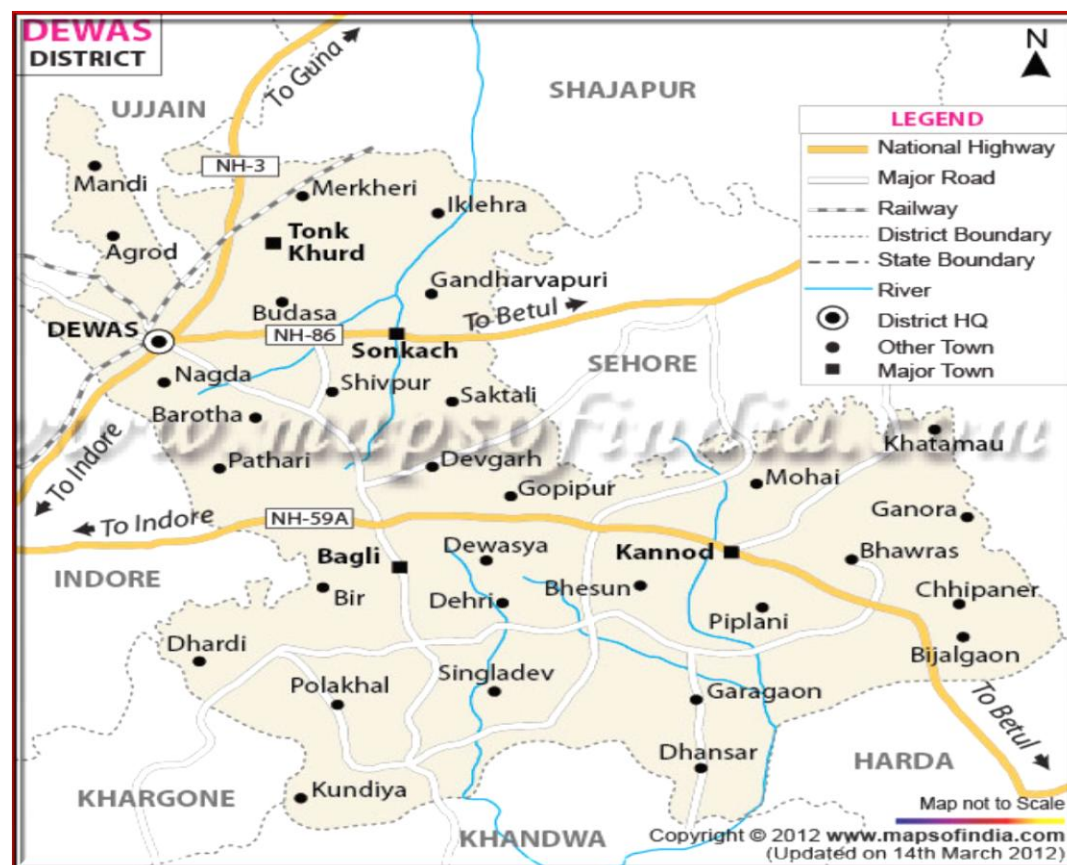
**Table 1.1**  
**Name & category of the school visited by MI Team**

<b>S. No.</b>	<b>Name of School</b>	<b>Block</b>	<b>DISE code</b>
1	Govt. Upper Primary Sulawad	Nalchha	2325-0905102
2	Govt. Upper Primary School Achana	Nalchha	2325-0900102
3	Govt. Primary School Gyanpura	Nalchha	2325-0909101
4	Govt. Upper Primary Nandlalpura	Nalchha	2325-0900701
5	Govt. Primary School Panala	Nalchha	2325-0909701
6	Govt. Upper Primary School Kandipura	Nalchha	2325-0900301
7	Govt. Primary School Bhadkiya	Nalchha	2325-0914601
8	Govt. Girls Upper Primary School Bagdi	Nalchha	2325-0904808
9	Govt. Bhoj Girls Upper Primary No.02 Dhar	Dhar	2325-0400869
10	Govt. Primary School No.10 Brahmakundi Dhar	Dhar	2325-0412703
11	Govt. Upper Primary School Dharawra	Dhar	2325-0405002
12	Govt. Upper Primary School Panchakwasa	Badnawar	2325-0109503
13	Govt. Primary School No.07 Badnawar	Badnawar	2325-0108803
14	Govt. Girls Upper Primary School Badnawar	Badnawar	2325-0108817
15	Govt. Upper Primary School Semal Kheda	Badnawar	2325-0105905
16	Govt. Girls Upper Primary School Singhana	Manawar	2325-0800806
17	Govt. Primary School Devela	Manawar	2325-0803705
18	Govt. Boys Upper Primary School Manawar	Manawar	2325-0801935
19	Govt. Primary School Morad	Manawar	2325-0804001
20	Govt. Upper Primary School Magarda	Kukshi	2325-0705605
21	Govt. Primary School Banki	Kukshi	2325-0706101
22	Govt. Upper Primary School Kapsi	Kukshi	2325-0707301
23	Govt. Primary School No.03 Kukshi	Kukshi	2325-0701018
24	Govt. Upper Primary School Lawni	Umarban	2325-1307902
25	Govt. Primary School Malbihar	Umarban	2325-1308001
26	Govt. Upper Primary Upadi	Umarban	2325-1308603
27	Govt. Upper Primary School Semlda	Dharmपुरi	2325-0500304
28	Govt. Upper Primary School Chandawad	Dharmपुरi	2325-0500205
29	Govt. Upper Primary School Gulati	Dharmपुरi	2325-0511402

30	Govt. Boys Primary School Gandhwani	Gandhwani	2325-0601104
31	Govt. Primary School Khadapura	Gandhwani	2325-0607501
32	Govt. Boys Upper Primary School Gandhwani	Gandhwani	2325-0601123
33	Govt. Upper Primary School Padiyal	Dahi	2325-0304004
34	Govt. Navin Upper Primary School Pithanpur	Dahi	2325-0301116
35	Govt. Upper Primary School Sandla	Sardarpur	2325-1109402
36	Govt. Primary School Barmkhedi	Sardarpur	2325-1115091
37	Govt. Girls Primary School Nisarpur	Nisarpur	2325-1005202
38	Govt. Girls Upper Primary School Susari	Nisarpur	2325-1003306
39	Govt. Upper Primary School Anjnai	Tirla	2325-1205403
40	Govt. Upper Primary School Gyanpura	Tirla	2325-1206908



## Dewas District Profile



**Dewas District** is a district of Madhya Pradesh state in central India. The town of dewas is the district headquarters. The district has an area 7,020 km<sup>2</sup>, and a population 1,563,715 of which male and female were 805,359 and 758,356 respectively. (2011 census). Dewas District is now divided into six tehsils namely Sonkatch, Dewas, Bagli, Kannod, Tonk-Khurd and Khategaon. Dewas tehsil is situated on the north-western part of the district, Sonkatch on the north-eastern part, Bagli on the south, Kannod on the south-central part and Khategaon on the South-east. Proper roadways connect all the tehsil headquarters. The headquarters of Dewas tehsil, which is also the district headquarters, is situated on the Bombay-Agra National Highway No.3 and is also connected by broad-gauge railway line of western Railway.

The (M.P. Institute of Social Science Research, Ujjain), is the monitoring institute for Madhya Pradesh State. The MI has undertaken Second Half Yearly monitoring activities for the period of 1.10.2014 to 31.03.2015 for the district\_ Dewas)

### Mid-Day Meal Scheme

#### 1. At school level

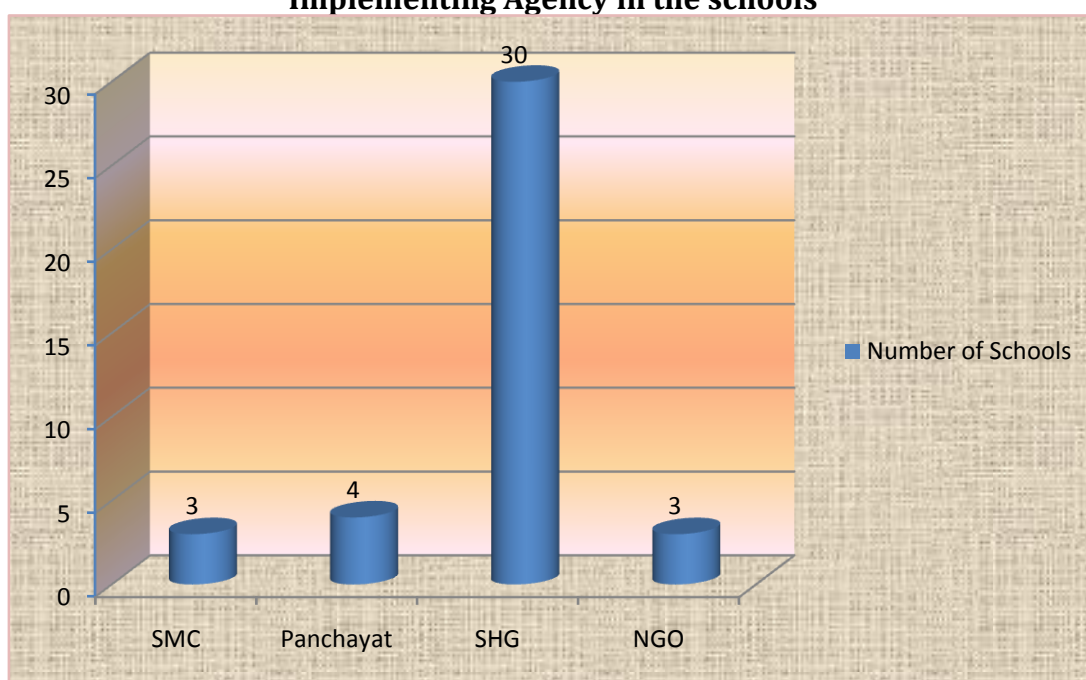
S. No.	Indicators																
1.	<p><b><u>Availability of food grains:</u></b></p> <p><b>i) Whether buffer stock of food grains for one month is available at the school?</b></p> <p style="text-align: center;"><b>Table 1.1</b> <b>Buffer stock of foodgrains for one month is available at the school</b></p> <table border="1" style="margin-left: auto; margin-right: auto;"> <thead> <tr> <th>School Category</th> <th>Yes</th> <th>No</th> <th>Total</th> </tr> </thead> <tbody> <tr> <td>Primary</td> <td>21</td> <td>0</td> <td>21</td> </tr> <tr> <td>Upper Primary</td> <td>19</td> <td>0</td> <td>19</td> </tr> <tr> <td><b>Total</b></td> <td><b>40</b></td> <td><b>0</b></td> <td><b>40</b></td> </tr> </tbody> </table> <p>The empirical data collected by the MI team during the survey shows that all 40 visited schools of the district had buffer stock available with them. The supply chain of foodgrains is comprised as follows: MP State Civil Supply Corp. Ltd. → Local Grain Market → Lead Committee → Public Distribution System (PDS) → Self Help Groups (SHG).</p> <p><b>ii) Whether food grains are delivered in school in time by the lifting agency?</b></p> <p>All 40 schools reported receipt of food grains on time.</p> <p><b>iii) If lifting agency is not delivering the food grains at school how the food grains is transported up to school level?</b></p> <p>At 17 visited schools, food grains were not delivered up to their door steps.</p> <p><b>iv) Whether the food grains are of Grade A quality?</b></p> <p>37 out of 40 visited schools had fair average quality (FAQ), Grade-A quality foodgrains.</p> <p><b>v) Whether food grains are released to school after adjusting the unspent balance of the previous month?</b></p> <p>In 31 visited schools it was seen that the food grains were released to schools after adjusting the unspent balance of previous month.</p>	School Category	Yes	No	Total	Primary	21	0	21	Upper Primary	19	0	19	<b>Total</b>	<b>40</b>	<b>0</b>	<b>40</b>
School Category	Yes	No	Total														
Primary	21	0	21														
Upper Primary	19	0	19														
<b>Total</b>	<b>40</b>	<b>0</b>	<b>40</b>														
2.	<p><b><u>Timely release of funds :</u></b></p> <p><b>i) Whether State is releasing funds to District / block / school on regular basis in advance? If not,</b></p>																

<b>Table 2.1</b>			
<b>State is releasing funds to District / block / school on regular basis in advance</b>			
<b>School Category</b>	<b>Yes</b>	<b>No</b>	<b>Total</b>
Primary	21	00	21
Upper Primary	19	00	19
<b>Total</b>	<b>40</b>	<b>00</b>	<b>40</b>
All (40) schools were receiving funds on time.			
<b>a) Period of delay in releasing funds by State to district.</b>			
Nil.			
<b>b) Period of delay in releasing funds by District to block / schools.</b>			
Nil.			
<b>c) Period of delay in releasing funds by block to schools.</b>			
Nil.			
<b>ii) Any other observations.</b>			
Nil.			
<b>3.</b>	<b><u>Availability of Cooking Cost:</u></b>		
<b>i) Whether school / implementing agency has receiving cooking cost in advance regularly?</b>			
<b>Table 3.1</b>			
<b>School / implementing agency has receiving cooking cost in advance regularly</b>			
<b>School Category</b>	<b>Yes</b>	<b>No</b>	<b>Total</b>
Primary	21	0	21
Upper Primary	19	0	19
<b>Total</b>	<b>40</b>	<b>0</b>	<b>40</b>
All (40) schools/ implementing agencies were receiving cooking costs in advance regularly.			
<b>ii) Period of delay, if any, in receipt of cooking cost.</b>			
Nil.			
<b>iii) In case of non-receipt of cooking cost how the meal is served?</b>			
Nil.			
<b>iv) Mode of payment of cooking cost (Cash / cheque / e-transfer)</b>			
At all visited schools, cooking cost was paid via e-transfers.			
<b>4.</b>	<b><u>Availability of Cook-cum-helpers:</u></b>		
<b>i) Who engaged Cook-cum-helpers at schools (Department / SMC / VEC / PRI / Self Help Group / NGO /Contractor)?</b>			

**Table 4.1  
Implementing Agency in the schools**

Implementing Agency	No.
SMC	3
Panchayat	4
SHG	30
NGO	3
<b>Total</b>	<b>40</b>

**Figure 1.1  
Implementing Agency in the schools**



At 30 visited schools, cooks-cum-helpers were engaged by SHGs in-charge. At the remaining 10 schools, NGO engaged at 3, SMC at another 3 and panchayat at 4.

**ii) If cook-cum-helper is not engaged who cooks and serves the meal?**

NA.

**iii) Is the number of cooks-cum-helpers engaged in the school as per GoI norms or as per State norms?**

At 31 visited schools, the hired cooks-cum-helpers were as per the norms of the Centre or the State.

**iv) Honorarium paid to cooks cum helpers.**

According to the norms of govt. cooks-cum-helpers are paid a monthly honorarium

	of Rs.1000 each.
	<b>v) Mode of payment to cook-cum-helpers?</b>
	All the visited schools were paying cooks-cum-helpers via cheques. It is necessary for all the employees to open a bank account for monetary transactions.
	<b>vi) Is remuneration being paid to cooks cum helpers regular?</b>
	At 7 visited schools, cooks-cum-helpers complained that they were <b>not</b> receiving their remuneration on time.
	<b>vii) Social Composition of cooks cum helpers? (SC/ST/OBC/Minority)</b>
	The GoMP has ordered to employ women of weaker sections of the society for working in MDM program. In terms of social composition in the 40 visited schools: Out of 86 cooks and helpers, 35 were OBC, 22 SC, 16 ST, & 13 General categories.
	<b>viii) Is there any training module for cook-cum-helpers?</b>
	At just 12 visited schools training modules for cooks-cum-helpers were available.
	<b>ix) Whether training has been provided to cook-cum-helpers?</b>
	At 38 visited schools cooks-cum-helpers did not have any type of training.
	<b>x) In case the meal is prepared and transported by the Centralized kitchen / NGO, whether cook-cum-helpers have been engaged to serve the meal to the children at school level.</b>
	The Detail of Centralized Kitchen is as follows:- <ul style="list-style-type: none"> <li>• Name: Shree Nakoda Jankalyan Samiti, Dewas</li> <li>• MDM Supply Started- 2007</li> <li>• Schools being catered: 84</li> <li>• Children being served: 12000</li> <li>• Total Employees:101</li> <li>• Infrastructure: <ul style="list-style-type: none"> <li>○ Kitchen area: 3500Sq. Ft.</li> <li>○ Water Source – Bore Well</li> <li>○ Fuel – LPG</li> <li>○ Food Packed- Steel &amp; Plastic drums</li> <li>○ Food transportation- Pick-up Trucks</li> </ul> </li> </ul> <p>Overall Infrastructure Quality: Fair (based upon physical observation of cooking, storage, cleanliness, etc.)</p>
	<b>xi) Whether health check-up of cook-cum-helpers has been done?</b>
	Only at 5 schools, cooks-cum-helpers had undergone health check-up.
<b>5.</b>	<b><u>Regularity in Serving Meal</u></b>
	<b>i) Whether the school is serving hot cooked meal daily? If there was interruption, what was the extent and reasons for the same?</b>

<b>Table 5.1</b> <b>Regular serving of hot cooked meal daily</b>			
<b>School Category</b>	<b>Yes</b>	<b>No</b>	<b>Total</b>
Primary	21	0	21
Upper Primary	19	0	19
<b>Total</b>	<b>40</b>	<b>0</b>	<b>40</b>

Yes, hot cooked meals were served in all the 40 visited schools daily.

**6. Quality & Quantity of Meal**

**Feedback from children on**

**i) Quality of meal**

<b>Table 6.1</b> <b>Quality of Meal</b>			
<b>Quality Level</b>	<b>Quality of Meal</b>		
	<b>Primary</b>	<b>Upper Primary</b>	<b>Total</b>
Satisfied	17	17	34
Unsatisfied	4	2	6
<b>Total</b>	<b>21</b>	<b>19</b>	<b>40</b>

At 34 visited schools, students were satisfied with the quality of meal provided to them.

Exclusions:

- Govt. Primary School Tonk Khurd,
- Govt. Girls upper primary School Dewali,
- Govt. Boys primary School Tonk Khurd(Tonk Khurd),
- Govt. Primary School Janjal Khedi (Kannod),
- Govt. Girls Primary School Radhabai Dewas,
- Govt. Girls upper primary School Radhabai Dewas (Dewas)

Reason: MDM in above mentioned schools was not being made according to Menu.

**ii) Quantity of meal**

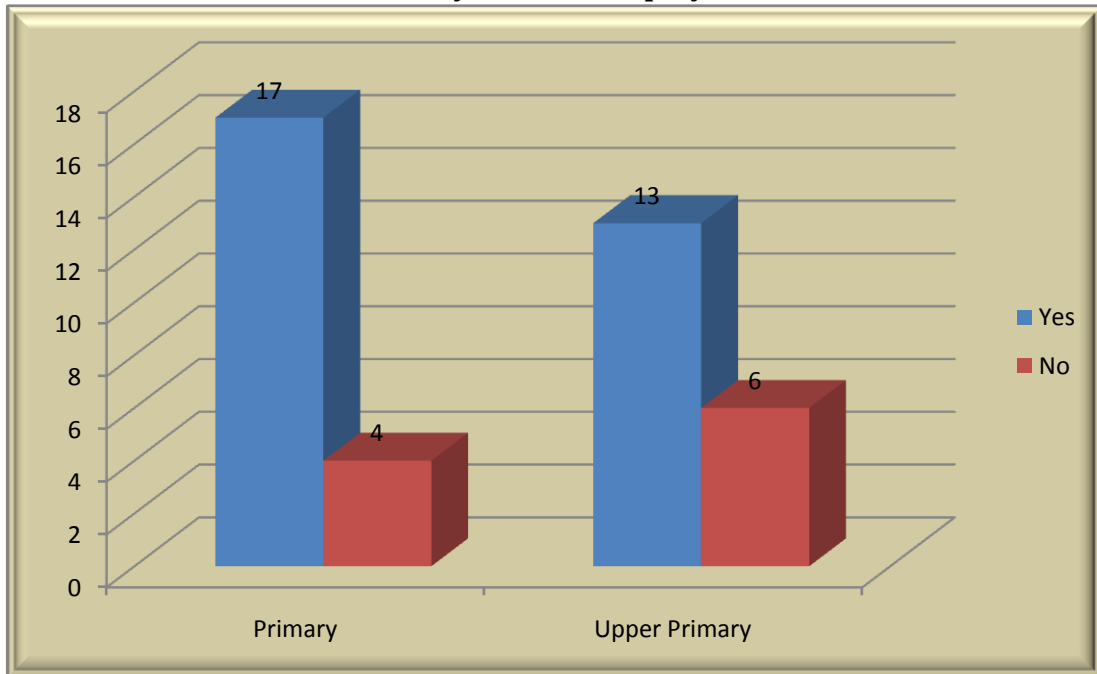
<b>Table 6.2</b> <b>Quantity of Meal</b>			
<b>Quantity Level</b>	<b>Quantity of Meal</b>		
	<b>Primary</b>	<b>Upper Primary</b>	<b>Total</b>
Satisfied	17	17	34
Unsatisfied	4	2	6
<b>Total</b>	<b>21</b>	<b>19</b>	<b>40</b>

At 34 visited schools, students were satisfied with the quantity of meal provided to

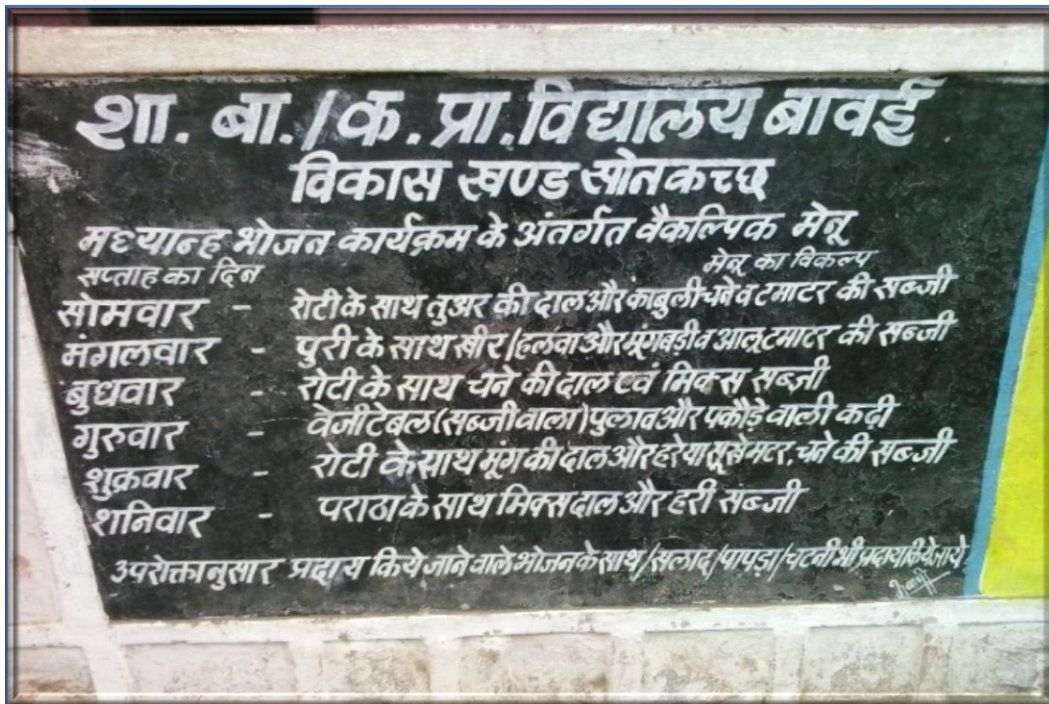


	them.																
	<b>iii) Quantity of pulses used in the meal per child.</b>																
	At 39 visited schools, students were satisfied with the quantity of pulses used in meal per child.																
	<b>iv) Quantity of green leafy vegetables used in the meal per child.</b>																
	At 39 visited schools, students were satisfied with the quantity of green leafy vegetables used in meal per child.																
	<b>v) Whether double fortified salt is used?</b>																
	Everywhere.																
	<b>vi) Acceptance of the meal amongst the children.</b>																
	At 33 visited schools, children accept the meals given to them.																
	<b>vii) Method / Standard gadgets / equipment for measuring the quantity of food to be cooked and served. {Please give reasons and suggestions to improve, if children were not happy.}</b>																
	32 visited schools were making use of methods / standard gadgets / equipments for measuring the quantity of food to be cooked and served per child.																
<b>7.</b>	<b><u>Variety of Menu:</u></b>																
	<b>i) Who decides the menu?</b>																
	All visited schools followed the menu as given by GoMP.																
	<b>ii) Whether weekly menu is displayed at a prominent place noticeable to community,</b>																
	<p><b>Table 7.1</b> <b>Weekly menu is displayed</b></p> <table border="1"> <thead> <tr> <th>School Category</th> <th>Yes</th> <th>No</th> <th>Total</th> </tr> </thead> <tbody> <tr> <td>Primary</td> <td>17</td> <td>4</td> <td>21</td> </tr> <tr> <td>Upper Primary</td> <td>13</td> <td>6</td> <td>19</td> </tr> <tr> <td><b>Total</b></td> <td>30</td> <td>10</td> <td>40</td> </tr> </tbody> </table>	School Category	Yes	No	Total	Primary	17	4	21	Upper Primary	13	6	19	<b>Total</b>	30	10	40
School Category	Yes	No	Total														
Primary	17	4	21														
Upper Primary	13	6	19														
<b>Total</b>	30	10	40														

**Figure 2.1**  
**Weekly menu is displayed**



**Boys/Girls Primary School Babai (Block, Sonkcha)**



**Weekly menu is displayed**

	At 30 visited schools the weekly menu was displayed at a prominent place noticeable to the community.																
	<b>iii) Is the menu being followed uniformly?</b>																
	33 visited schools of Dewas district are following the weekly menu uniformly. Reasons given by the remaining schools for not following the menu are: <ul style="list-style-type: none"> <li>• Unavailability in local market: 4 schools</li> <li>• Disliked by children: 2 schools</li> <li>• Costly items: 2 schools</li> </ul>																
	<b>iv) Whether menu includes locally available ingredients?</b>																
	37 visited schools emphasized over using locally available ingredients.																
	<b>v) Whether menu provides required nutritional and calorific value per child?</b>																
	At 37 visited schools (19 P & 18 M), it was reported that the given meals were providing the students with sufficient nutrition and energy.																
<b>8.</b>	<b><u>i) Display of Information under Right to Education Act, 2009 at the school level at prominent place:</u></b>																
	<b>a) Quantity and date of food grains received</b>																
	At 32 schools a board displaying the details was found.																
	<b>b) Balance quantity of food grains utilized during the month.</b>																
	At 31 schools a board displaying the details was found.																
	<b>c) Other ingredients purchased, utilized</b>																
	At 30 schools a board displaying the details was found.																
	<b>d) Number of children given MDM</b>																
	At 36 schools a board displaying the details was found.																
	<b>e) Daily menu</b>																
	At 37 schools a board displaying the details was found.																
	<b>ii) Display of MDM logo at prominent place preferably outside wall of the school.</b>																
	At only 16 schools a board displaying the details was found.																
<b>9.</b>	<b><u>Trends:</u></b>																
	<b>Extent of variation (As per school records vis-à-vis Actual on the day of visit).</b>																
	<b>i) Enrolment</b>																
	<b>Table 9.1</b> <b>Number of children enrolled in schools</b>																
	<table border="1" style="width: 100%; border-collapse: collapse;"> <thead> <tr> <th style="text-align: center;">School Category</th> <th style="text-align: center;">Urban Sum</th> <th style="text-align: center;">Rural Sum</th> <th style="text-align: center;">Total Sum</th> </tr> </thead> <tbody> <tr> <td style="text-align: center;">Primary</td> <td style="text-align: center;">794</td> <td style="text-align: center;">1172</td> <td style="text-align: center;">1966</td> </tr> <tr> <td style="text-align: center;">Upper Primary</td> <td style="text-align: center;">1061</td> <td style="text-align: center;">1726</td> <td style="text-align: center;">2787</td> </tr> <tr> <td style="text-align: center;">Total</td> <td style="text-align: center;">1855</td> <td style="text-align: center;">2898</td> <td style="text-align: center;">4753</td> </tr> </tbody> </table>	School Category	Urban Sum	Rural Sum	Total Sum	Primary	794	1172	1966	Upper Primary	1061	1726	2787	Total	1855	2898	4753
School Category	Urban Sum	Rural Sum	Total Sum														
Primary	794	1172	1966														
Upper Primary	1061	1726	2787														
Total	1855	2898	4753														

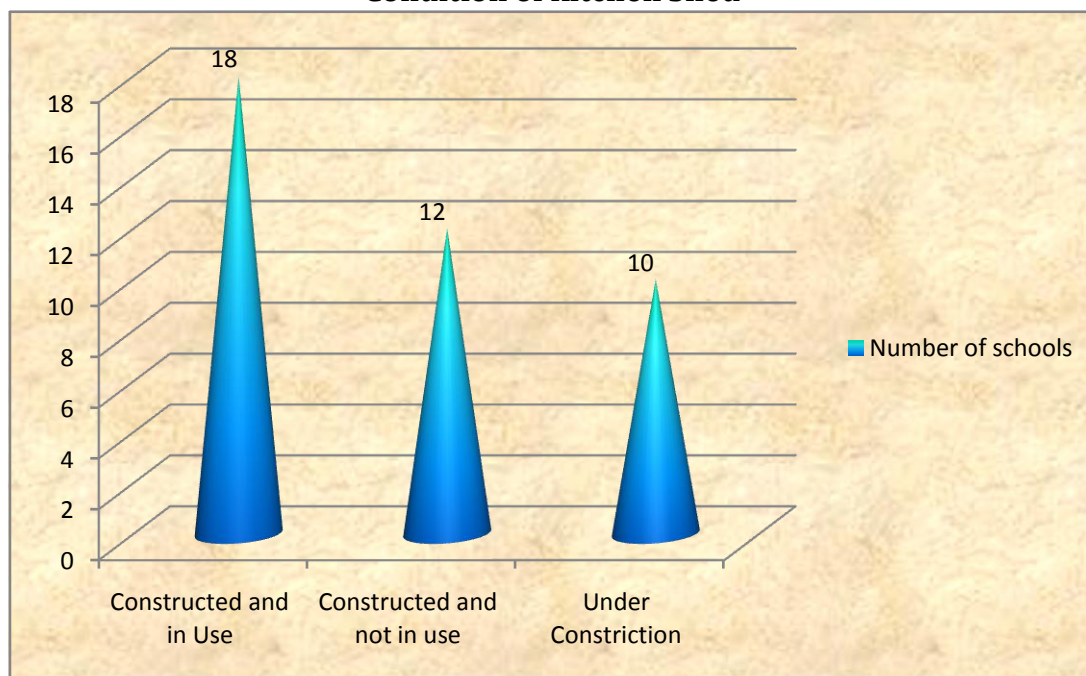
	<p>A total of 4753 children were enrolled in the 21 primary and 19 upper primary schools of Dewas district. Of these 1855 (794 P + 1061 M) were from urban regions and 2898 (1172 P + 1726 M) were from rural regions.</p> <p><b>ii) No. of children present on the day of the visit.</b></p> <p>The MI team in their visits to schools recorded total number 3327 children present; 1235 out of 1855 in urban and 2092 out of 2898 in rural regions.</p> <p><b>iii) No. of children availing MDM as per MDM Register.</b></p> <p>As per the MDM registers 3034 out of 4753 of the total enrolled students were availing the MDM facility in the visited schools.</p> <p><b>iv) No. of children actually availing MDM on the day of visit as per head count.</b></p> <p>3029 enrolled students out of 3034 were actually found to be having MDM on the days of visit. 1012 (478 P + 534 M) were urban and 2017 (848 P + 1169 M) were rural.</p>
<p><b>10.</b></p>	<p><b><u>Social Equity :</u></b></p>
	<p><b>i) What is the system of serving and seating arrangements for eating?</b></p> <p style="text-align: center;"><b>Primary School Babai (Block, Sonkcha)</b></p> <div data-bbox="317 981 1331 1727" data-label="Image"> </div> <p style="text-align: center;"><b>Children were made to sit in a queue while eating</b></p> <p>In all 40 visited schools, it was seen that cooks-cum-helpers were serving the children. In 29 schools, children were made to sit in a queue while eating. At 10 schools both children and helpers were involved in serving meals. At a few schools children were found sitting in small-small groups or in a disorderly manner.</p> <p><b>ii) Did you observe any gender or caste or community discrimination in cooking or serving or seating arrangements?</b></p>

	No.
	<b>iii) The name of the school where discrimination found of any kind may be mentioned in the main body of the report along with date of visit.</b>
	NA.
	<b>iv) If any kind of social discrimination is found in the school, comments of the team may be given in the inspection register of the school.</b>
	Nil.
<b>11.</b>	<b><u>Convergence With Other Schemes:</u></b>
	<b>1. Sarva Shiksha Abhiyan</b>
	The convergence of Mid-day meal scheme with Sarva Shiksha Abhiyan is as follows: <ul style="list-style-type: none"> <li>- The responsibilities of teachers lie in maintaining daily MDM records (found in 34 schools), updating the MDM register (34) and checking the quality of MDM (32).</li> <li>- The responsibility of coordinators is to give information of sudden closing of MDM to CEOs within 24 hours (observed in 34 visited schools).</li> <li>- An important responsibility of coordinator is to regularly inspect and monitor MDM activity in schools (observed in 35 visited schools).</li> </ul>
	<b>2. School Health Programme</b>
	<b>i) Is there school Health Card maintained for each child?</b>
	School health cards being up-to-date were found at only 7 primary and 6 Upper Primary schools out of the 40 visited schools (13 total).
	<b>ii) What is the frequency of health check-up?</b>
	At 31 schools (out of 40 visited), students had health check-up within last one year. Out of those 31 schools, 13 have monthly check-ups, 9 have half yearly and rest 9 have yearly.
	<b>iii) Whether children are given micronutrients (Iron, folic acid, vitamin - A dosage) and de-worming medicine periodically?</b>
	The situation in Dewas district is not good, out of the 40 schools surveyed, 34 schools' children received iron dosage, 22 received folic acid, 22 received Vit-A and only 16 received de-worming medicines on time.
	<b>iv) Who administers these medicines and at what frequency?</b>
	All the schools of Dewas district are supervised by the health department for the medicines. At 5 visited schools the administration of medicines was found irregular. Only 14 schools reported to have monthly administration, 8 half-yearly and 13 schools annually.
	<b>v) Whether height and weight record of the children is being indicated in the school health card.</b>
	The height and weight records of children were found in the school health card at only 13 of the visited schools (7 primaries & 6 upper primary).
	<b>vi) Whether any referral during the period of monitoring.</b>

	Nil.											
	<b>vii) Instances of medical emergency during the period of monitoring.</b>											
	Nil.											
	<b>viii) Availability of the first aid medical kit in the schools.</b>											
	Only 19 visited schools were having first-aid kits available.											
	<b>ix) Dental and eye check-up included in the screening.</b>											
	14 primary and 10 Upper Primary schools, out of the 40 visited schools, had done dental and eye check-up of students during screening (total 24).											
	<b>x) Distribution of spectacles to children suffering from refractive error.</b>											
	Only at 3 primary and 5 upper primary schools (total 8 out of the 40 visited) spectacles were provided to children suffering from refractive error.											
	<b>2. Drinking Water and Sanitation Programme</b>											
	<b>i) Whether potable water is available for drinking purpose in convergence with drinking water and sanitation programme.</b>											
	Potable water for drinking purpose was available at 35 visited schools (in convergence with drinking water and sanitation programme).											
	<b>3. MPLAD / MLA Scheme</b>											
	Nil.											
	<b>4. Any Other Department / Scheme.</b>											
	Nil.											
<b>12.</b>	<b><u>Infrastructure:</u></b>											
	<b>1. Kitchen-cum-Store</b>											
	<b>a) Is a pacca kitchen shed-cum-store</b>											
	<b>Table 12.1</b> <b>Condition of kitchen Shed</b>											
	<table border="1"> <thead> <tr> <th rowspan="2">Condition of kitchen Shed</th> <th>Number of schools</th> </tr> <tr> <th>No.</th> </tr> </thead> <tbody> <tr> <td>Constructed and in use</td> <td>18</td> </tr> <tr> <td>Constructed and not in use</td> <td>12</td> </tr> <tr> <td>Under constriction</td> <td>10</td> </tr> <tr> <td><b>Total</b></td> <td><b>40</b></td> </tr> </tbody> </table>	Condition of kitchen Shed	Number of schools	No.	Constructed and in use	18	Constructed and not in use	12	Under constriction	10	<b>Total</b>	<b>40</b>
Condition of kitchen Shed	Number of schools											
	No.											
Constructed and in use	18											
Constructed and not in use	12											
Under constriction	10											
<b>Total</b>	<b>40</b>											



**Figure 3.1  
Condition of kitchen Shed**



**i) Constructed and in use**

18 visited schools had *pucca* kitchen and was being used for cooking purposes.

**ii) Under which Scheme Kitchen-cum-store constructed -MDM/SSA/Others**

At 30 visited schools kitchen sheds were constructed under SSA scheme, at 5 under MDM scheme and at remaining 5 under some other scheme.

**iii) Constructed but not in use (Reasons for not using)**

12 visited schools were such that had the kitchen constructed but were not using them. Reason: Prepared meals were procured from the centralized kitchen in Dewas urban and in other schools, SHG prepared at their own places.

**iv) Under construction**

10 schools had their kitchen under construction on the days of visit.

**v) Sanctioned, but construction not started**

None.

**vi) Not sanctioned**

None.

**b) In case the pucca kitchen-cum-store is not available, where is the food being cooked and where the food grains /other ingredients are being stored?**

In such case, for 12 schools meals were prepared in school itself, for 7 by SHG and

for 3 by centralized kitchen. At 8 places it was seen that SHG had taken the responsibility of storing food grains, 30 stored in school itself and remaining 2 at centralized kitchen.
<b>c) Kitchen-cum-store in hygienic condition, properly ventilated and away from classrooms.</b>
During monitoring of 40 schools by the MI team, 31 schools' kitchen-cum-store was found in hygienic condition, 24 schools' were properly ventilated and 22 schools had their kitchen away from classrooms.
<b>d) Whether MDM is being cooked by using firewood or LPG based cooking?</b>
Majority of the visited schools (27) use firewood for cooking meals, rest (13 schools) use LPG.
<b>e) Whether on any day there was interruption due to non-availability of firewood or LPG?</b>
Nil.
<b><u>2. Kitchen Devices:</u></b>
<b>i) Whether cooking utensils are available in the school?</b>
39 visited schools have sufficient utensils available for cooking.
<b>ii) Source of funding for cooking and serving utensils - Kitchen Devices fund / MME / Community contribution / others.</b>
At 9 visited schools, cooking and serving utensils were funded under kitchen devices fund and at 31 under MME scheme.
<b>iii) Whether eating plates etc. are available in the school?</b>
39 visited schools have sufficient number of plates available for all children.
<b>iv) Source of funding for eating plates - MME / Community contribution / others?</b>
All schools received eating plates under MME fund.
<b><u>3. Availability of storage bins:</u></b>
<b>i) Whether storage bins are available for food grains? If yes, what is the source of their procurement?</b>
At 39 visited schools, storage bins were available for storing the food grains.
<b><u>4. Toilets in the school:</u></b>
<b>i) Is separate toilet for boys and girls available?</b>
37 schools (19 primary + 18 upper primary) didn't have separate toilets for boys and girls.
<b>ii) Are toilets usable?</b>
Upon the physical observation made by the MI team, toilets at only 34 visited schools were seen to be in usable condition (17 primaries + 17 upper primary).
<b><u>5. Availability of potable water:</u></b>
<b>i) Is Tap water / tube well / hand pump / well / jet pump available?</b>
39 visited schools have access to potable water. Mainly hand-pumps (28) are the

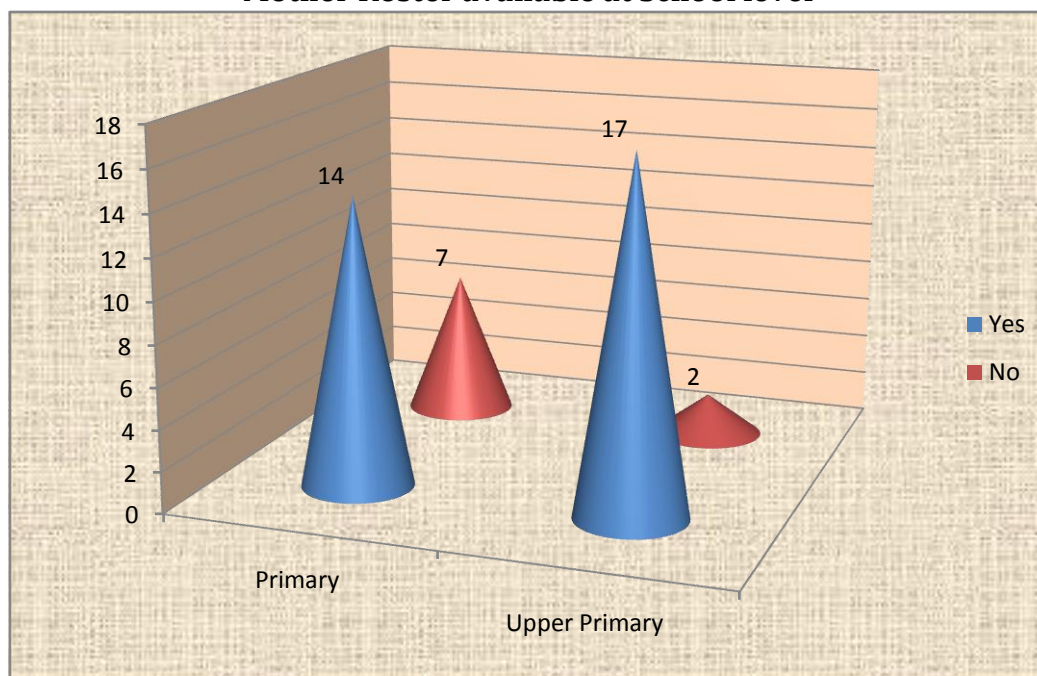
	<p>source of water. Other sources include tube-wells (7) and taps/tanks (3). Govt. Boys Primary School Babai (Sonkach) did not have a proper source of water.</p>
	<b>ii) Any other source</b>
	No.
	<b><u>6. Availability of fire extinguishers:</u></b>
	Only at 5 schools (out of the 40 visited), fire extinguishers were available.
	<b><u>7. IT infrastructure available at School level:</u></b>
	<b>a) Number of computers available in the school (if any)</b>
	Only 7 out of 19 upper primary schools had computer facility for the students. 1 school had 2 computers and rest 6 had 1 each.
	<b>b) Availability of internet connection (If any).</b>
	5 out of 7 schools with computer facility had internet connection.
	<b>c) Using any IT / IT enabled services based solutions / services (e-learning etc.) (if any)</b>
	4 schools out of 7 were making use of IT enables services to assist in teaching.
<b>13.</b>	<b><u>Safety &amp; Hygiene:</u></b>
	<b>i) General Impression of the environment, Safety and hygiene:</b>
	In the 40 schools visited for assessing environment, safety & hygiene conditions, the MI team made the following observations:- Environment - very good (6), good (33) and fair (1). Safety - very good (4), good (33) and fair (3). Hygiene - very good (5), good (31) and fair (4).
	<b>ii) Are children encouraged to wash hands before and after eating</b>
	Yes, in all the visited 40 schools.
	<b>iii) Do the children take meals in an orderly manner</b>
	At 37 visited schools, the students were seen taking meals in an orderly manner.
	<b>iv) Conservation of water?</b>
	Students at 33 visited schools were encouraged to conserve water.
	<b>v) Is the cooking process and storage of fuel safe, not posing any fire hazard?</b>
	Yes, everywhere.
<b>14.</b>	<b><u>Community Participation:</u></b>
	<b>i) Extent of participation by Parents / SMC / VEC / Panchayat / Urban bodies in daily supervision and monitoring.</b>
	No participation in any form was seen: - by parents at 9 schools; - by SMS members at 10 schools; - By Panchayat members/ urban bodies at 13 schools.
	<b>i) Is any roster of community members being maintained for supervision of</b>

the MDM?

**Table 14.1**  
**Mother Roster available at School level**

School Category	Yes	No	Total
Primary	14	7	21
Upper Primary	17	2	19
<b>Total</b>	<b>31</b>	<b>9</b>	<b>40</b>

**Figure 4.1**  
**Mother Roster available at School level**



By observations made, 31 visited schools had appointed a mother roster but only 18 of them were regularly updating her.

**ii) Is there any social audit mechanism in the school?**

23 visited schools have a social audit mechanism. These include - mother roaster, MDM inspection register, monthly meeting of SMCs. In the meeting of gram sabha issues related with MDM are also discussed. Apart from these mechanisms Senior citizen & Antoyodya Card Holders also test the meal before it is served to students.

**iii) Number of meetings of SMC held during the monitoring period.**

8 visited schools had 1 meeting regarding MDM in last one month.

**v) In how many of these meetings issues related to MDM were discussed?**

Total 8 meetings in the last month took place in the visited schools. The main issues discussed SMC meeting -

<b>Name of School</b>	<b>Block</b>	<b>SMC meeting issues</b>
Govt. Upper Primary School Sargona	Kannod	Drinking water, Mid day meal & Attendance
Govt. Upper Primary School Agera	Sonkach	Drinking water, Mid day meal & Attendance
Govt. Girls Upper primary School Dewali	Tonk Khurd	Mid day meal & Attendance
Govt. Primary School Agera	Sonkach	Mid day meal & Attendance
Govt. Girls Primary School Radhabai Dewas	Dewas	Drinking water, Mid day meal & Attendance
Govt. Upper Primary School Piplda	Kannod	Drinking water, Mid day meal & Attendance
Govt. Primary School Sargona	Kannod	Drinking water, Mid day meal & Attendance
Govt. Boys Upper Primary School Tonk Khurd	Tonk Khurd	Mid day meal quality & quantity

**15. Inspection & Supervision:**

**i) Is there any Inspection Register available at school level?**

**Table 15.1**  
**Inspection Register (MDM) available at school level**

<b>School Category</b>	<b>Yes</b>	<b>No</b>	<b>Total</b>
Primary	20	1	21
Upper Primary	18	1	19
<b>Total</b>	<b>38</b>	<b>2</b>	<b>40</b>

At 2 visited schools MDM inspection register was not found.

**ii) Whether school has received any funds under MME component?**

25 visited schools received funds under MME component.

**iii) Whether State / District / Block level officers / officials inspecting the MDM Scheme?**

Out of the 40 visited schools;

- 4 primary & 5 upper primary schools were inspected by state level officers.
- 10 primary & 6 upper primary schools were inspected by district level officers.
- 12 primary & 10 upper primary schools were inspected by block level officers.

**iv) The frequency of such inspections?**

Out of the 40 visited schools;

- 4 primary & 5 upper primary schools were inspected within last 2-3 months by state level officers.
- 10 primary & 6 upper primary schools were inspected within last 2-3

	<p>months by district level officers.</p> <ul style="list-style-type: none"> <li>• 12 primary &amp; 10 upper primary schools were inspected within last 2-3 months by block level officers.</li> </ul>
<b>16.</b>	<b><u>Impact:</u></b>
	<b>i) Has the mid-day meal improved the enrolment, attendance, retention of children in schools?</b>
	The survey data collected by the MI team shows an improvement in attendance, enrolment and retention of students at 31, 31 and 29 schools respectively.
	<b>ii) Whether mid-day meal has helped in improvement of the social harmony?</b>
	In 29 visited schools, the teachers noted improvement in social harmony post implementation of MDM program.
	<b>iii) Whether mid-day meal has helped in improvement of the nutritional status of the children?</b>
	At all 40 visited schools improvement in the nutritional status of children has been noted after the implementation of MDM.
	<b>iv) Is there any other incidental benefit due to serving of meal in schools?</b>
	3 out of 40 visited schools witnessed at least one incidental benefit of serving meals in schools.
<b>17.</b>	<b><u>Grievance Redressal Mechanism :</u></b>
	<b>i) Is any grievance redressal mechanism in the district for MDMS?</b>
	After discussing with the district level MDM wing officer, it was recorded that 38 visited schools in the district had grievance redressal mechanism.
	<b>ii) Whether the district / block / school having any toll-free number?</b>
	MI team recorded in Dewas district that 38, 39 and 39 schools had a toll-free number at district, block and school level respectively for MDM related query/ feedback.



**Table 1.1**  
**Name & category of the school visited by MI Team**

<b>S. No.</b>	<b>Name of School</b>	<b>Block</b>	<b>DISE code</b>
1	Govt. Primary School Janjal Khedi	Kannod	2323-0501701
2	Govt. Upper Primary School No.1 Kannod	Kannod	2323-0521108
3	Govt. Primary School Sonkhedi	Kannod	2323-0501601
4	Govt. Upper Primary School Sonkhedi	Kannod	2323-0501602
5	Govt. Primary School Addaniya	Kannod	2323-0501801
6	Govt. Upper Primary School Oad (Sonkach)	Sonkach	2323-0308003
7	Govt. Upper Primary School Babai	Sonkach	2323-0307404
8	Govt. Upgrade Primary School Pipliya Bhachod	Sonkach	2323-0307602
9	Govt. M.C.Girls Upper Primary School Dewas	Dewas	2323-0136836
10	Govt. M.C.Girls Primary School Dewas	Dewas	2323-0136839
11	Govt. Upper Primary School No.3 Dewas	Dewas	2323-0136505
12	Govt. Primary School No.3 Dewas	Dewas	2323-0136417
13	Govt. Boys Primary School Babai	Sonkach	2323-0307401
14	Govt. Upper Primary School Sargona	Kannod	2323-0501401
15	Govt. Upper Primary School Agera	Sonkach	2323-0300303
16	Govt. Girls Upper primary School Dewali	Tonk Khurd	2323-0208704
17	Govt. Primary School Agera	Sonkach	2323-0300301
18	Govt. Girls Primary School Radhabai Dewas	Dewas	2323-0135821
19	Govt. Girls Upper Primary School Radhabai Dewas	Dewas	2323-0135822
20	Govt. Upper Primary School Piplda	Kannod	2323-0501504
21	Govt. Primary School Sargona	Kannod	2323-0501402
22	Govt. Primary School Shankargarh	Dewas	2323-0136901
23	Govt. Girls Upper Primary School Tonk Khurd (KGBV)	Tonk Khurd	2323-0213801
24	Govt. Primary School Bhil Khedi	Khategaon	2323-0609701
25	Govt. Primary School Bhilkhedi Tapa	Khategaon	2323-0609703
26	Govt. Upper Primary School Sanwer	Sonkach	2323-0305003
27	Govt. Primary School Tonk Khurd	Tonk Khurd	2323-0214101
28	Govt. Girls Primary School Dabal Choki	Dewas	2323-0102501
29	Govt. Primary School Khudgaon	Khategaon	2323-0609801

30	Govt. Upper Primary School Barwai Khedi	Khategaon	2323-0601102
31	Govt. Primary School Ranigang	Khategaon	2323-0616201
32	Govt. Girls Primary School Khategaon	Khategaon	2323-0620601
33	Govt. Primary School Khirmi Khedi	Khategaon	2323-0600701
34	Govt. Girls Upper Primary School Dabal Choki	Dewas	2323- 0102503
35	Govt. Boys Upper Primary School Tonk Khurd	Tonk Khurd	2323-0213703
36	Govt. Boys Primary School Tonk Khurd	Tonk Khurd	2323-0213701
37	Govt. Primary School Himtpura	Tonk Khurd	2323-0214102
38	Govt. Primary School Sanwer	Sonkach	2323-0305001
39	Govt. Primary School Barwai	Khategaon	2323-0607801
40	Govt. Upper Primary School Barwai	Khategaon	2323-0607802

## Gwalior District Profile




**Gwalior district** is one of the 50 districts of Madhya Pradesh state in central India. The historic city of Gwalior is its administrative headquarters. Other cities and towns in this district are Antari, Bhitwarwar, Bilaua, Dabra, Morar Gwalior, Lashkar Gwalior, Morar Cantonment, Pichhore, and Tekanpur. The district has an area of 5,214 km, and according to the 2011 census Gwalior district has a population of 20, 30,543. Gwalior District is bounded by the districts of Bhind to the northeast, Datia to the east, Shivpuri to the south, Sheopur to the east, and Morena to the northwest. The district is part of Gwalior Division. The district comprises 3 tehsils: Gwalior (formerly, Gird), Bhitwarwar and Dabra (formerly, Pichore). There are six Madhya Pradesh Vidhan Sabha constituencies in this district. These are Gwalior Rural, Gwalior, Gwalior East, Gwalior South, Bhitwarwar and Dabra. All of these are part of Gwalior Lok Sabha constituency.

The (M.P. Institute of Social Science Research, Ujjain), is the monitoring institute for Madhya Pradesh State. The MI has undertaken Second Half Yearly monitoring activities for the period of 1.10.2014 to 31.03.2015 for the district\_ Gwalior)

### Mid-Day Meal Scheme

#### 1. At school level

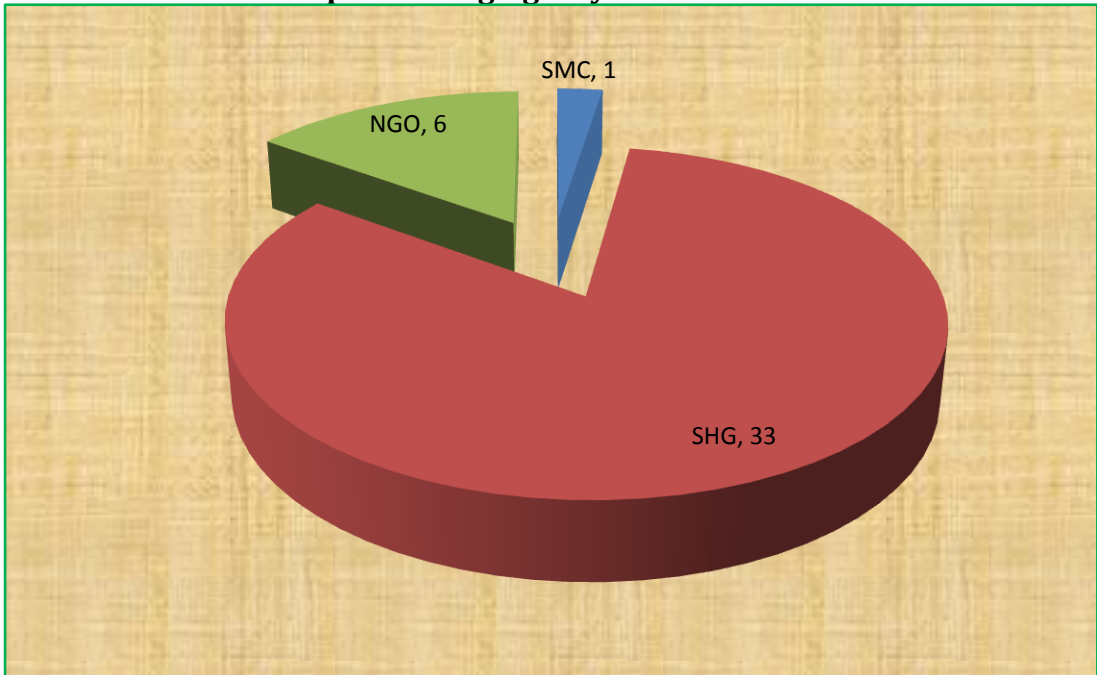
S. No.	Indicators																
1.	<b><u>Availability of food grains:</u></b>																
	<b>i) Whether buffer stock of food grains for one month is available at the school?</b>																
	<b>Table 1.1</b>																
	<b>Buffer stock of foodgrains for one month is available at the school</b>																
	<table border="1"> <thead> <tr> <th>School Category</th> <th>Yes</th> <th>No</th> <th>Total</th> </tr> </thead> <tbody> <tr> <td>Primary</td> <td>14</td> <td>3</td> <td>17</td> </tr> <tr> <td>Upper Primary</td> <td>19</td> <td>4</td> <td>23</td> </tr> <tr> <td><b>Total</b></td> <td><b>33</b></td> <td><b>7</b></td> <td><b>40</b></td> </tr> </tbody> </table>	School Category	Yes	No	Total	Primary	14	3	17	Upper Primary	19	4	23	<b>Total</b>	<b>33</b>	<b>7</b>	<b>40</b>
School Category	Yes	No	Total														
Primary	14	3	17														
Upper Primary	19	4	23														
<b>Total</b>	<b>33</b>	<b>7</b>	<b>40</b>														
	<b>Figure 1.1</b>																
	<b>Availability of food grains</b>																
	<table border="1"> <caption>Data for Figure 1.1: Availability of food grains</caption> <thead> <tr> <th>School Category</th> <th>Yes</th> <th>No</th> </tr> </thead> <tbody> <tr> <td>Primary</td> <td>14</td> <td>3</td> </tr> <tr> <td>Upper Primary</td> <td>19</td> <td>4</td> </tr> </tbody> </table>	School Category	Yes	No	Primary	14	3	Upper Primary	19	4							
School Category	Yes	No															
Primary	14	3															
Upper Primary	19	4															

<p>The empirical data collected by the MI team during the survey shows that 33 visited schools of the district had buffer stock available with them. The supply chain of foodgrains is comprised as follows: MP State Civil Supply Corp. Ltd. → Local Grain Market → Lead Committee → Public Distribution System (PDS) → Self Help Groups (SHG).</p>
<p><b>ii) Whether food grains are delivered in school in time by the lifting agency?</b></p>
<p>34 schools reported receipt of food grains on time.</p>
<p><b>iii) If lifting agency is not delivering the food grains at school how the food grains is transported up to school level?</b></p>
<p>At 18 visited schools, food grains were not delivered up to their door steps. At all these schools SHGs held the responsibility of procuring food grains.</p>
<p><b>iv) Whether the food grains are of Grade A quality?</b></p>
<p style="text-align: center;"><b>Govt. Upper Primary School Nayagaon (Ghatigaon)</b></p> <div style="text-align: center;">  </div> <p style="text-align: center;"><b>Poor quality of rice</b></p>
<p>36 out of 40 visited schools had fair average quality (FAQ), Grade-A quality foodgrains. List of exclusions:</p> <ul style="list-style-type: none"> <li>• Govt. Boys upper primary School Barai Gwalior (Ghatigaon)</li> <li>• Govt. Girls upper primary School Barai Gwalior (Ghatigaon)</li> <li>• Govt. upper primary School Nayagaon (Ghatigaon)</li> <li>• Govt. Primary School Sahrai (Dabra)</li> </ul>



	<p><b>v) Whether food grains are released to school after adjusting the unspent balance of the previous month?</b></p> <p>In 24 visited schools it was seen that the food grains were released to schools after adjusting the unspent balance of previous month.</p>																
<b>2.</b>	<p><b><u>Timely release of funds :</u></b></p> <p><b>i) Whether State is releasing funds to District / block / school on regular basis in advance? If not,</b></p> <p style="text-align: center;"><b>Table 2.1</b></p> <p style="text-align: center;"><b>State is releasing funds to District / block / school on regular basis in advance</b></p> <table border="1" style="width: 100%; border-collapse: collapse;"> <thead> <tr> <th style="width: 30%;">School Category</th> <th style="width: 15%;">Yes</th> <th style="width: 15%;">No</th> <th style="width: 15%;">Total</th> </tr> </thead> <tbody> <tr> <td>Primary</td> <td style="text-align: center;">15</td> <td style="text-align: center;">2</td> <td style="text-align: center;">17</td> </tr> <tr> <td>Upper Primary</td> <td style="text-align: center;">22</td> <td style="text-align: center;">1</td> <td style="text-align: center;">23</td> </tr> <tr> <td><b>Total</b></td> <td style="text-align: center;"><b>35</b></td> <td style="text-align: center;"><b>3</b></td> <td style="text-align: center;"><b>40</b></td> </tr> </tbody> </table> <p>It is the duty of the state to give funds for MDM to schools. According to the survey data 35 schools acknowledged to the receipt of funds on time.</p> <p>List of exclusions:</p> <ul style="list-style-type: none"> <li>• Govt. Girls upper primary school Rehnt (Ghatigaon)</li> <li>• Govt. Girls primary school Biloua (Dabra)</li> <li>• Govt. Girls primary school Barai (Ghatigaon)</li> </ul> <p><b>a) Period of delay in releasing funds by State to district.</b></p> <p>Nil.</p> <p><b>b) Period of delay in releasing funds by District to block / schools.</b></p> <p>Total 3 visited schools reported a delay of 2 months in the release of funds from district to block/ schools. On enquiry the cooking agency revealed that they have not been provided fund from the district.</p> <p><b>c) Period of delay in releasing funds by block to schools.</b></p> <p>Nil.</p> <p><b>ii) Any other observations.</b></p> <p>Nil.</p>	School Category	Yes	No	Total	Primary	15	2	17	Upper Primary	22	1	23	<b>Total</b>	<b>35</b>	<b>3</b>	<b>40</b>
School Category	Yes	No	Total														
Primary	15	2	17														
Upper Primary	22	1	23														
<b>Total</b>	<b>35</b>	<b>3</b>	<b>40</b>														
<b>3.</b>	<p><b><u>Availability of Cooking Cost:</u></b></p> <p><b>i) Whether school / implementing agency has receiving cooking cost in advance regularly?</b></p> <p style="text-align: center;"><b>Table 3.1</b></p> <p style="text-align: center;"><b>School / implementing agency has receiving cooking cost in advance regularly</b></p> <table border="1" style="width: 100%; border-collapse: collapse;"> <thead> <tr> <th style="width: 30%;">School Category</th> <th style="width: 15%;">Yes</th> <th style="width: 15%;">No</th> <th style="width: 15%;">Total</th> </tr> </thead> <tbody> <tr> <td>Primary</td> <td style="text-align: center;">16</td> <td style="text-align: center;">1</td> <td style="text-align: center;">17</td> </tr> <tr> <td>Upper Primary</td> <td style="text-align: center;">22</td> <td style="text-align: center;">1</td> <td style="text-align: center;">23</td> </tr> <tr> <td><b>Total</b></td> <td style="text-align: center;"><b>38</b></td> <td style="text-align: center;"><b>2</b></td> <td style="text-align: center;"><b>40</b></td> </tr> </tbody> </table> <p>2 out of 40 schools/ implementing agencies were not receiving cooking costs in advance</p>	School Category	Yes	No	Total	Primary	16	1	17	Upper Primary	22	1	23	<b>Total</b>	<b>38</b>	<b>2</b>	<b>40</b>
School Category	Yes	No	Total														
Primary	16	1	17														
Upper Primary	22	1	23														
<b>Total</b>	<b>38</b>	<b>2</b>	<b>40</b>														



	<p>regularly. Namely:</p> <ul style="list-style-type: none"> <li>Govt. Girls upper primary school Rehnt (Ghatigaon)</li> <li>Govt. Girls Primary School Biloua (Dabra)</li> </ul>										
	<b>ii) Period of delay, if any, in receipt of cooking cost.</b>										
	Delay 1-2 Months was reported. On enquiry the cooking agency revealed that they have not been provided fund from the district and due to banking process.										
	<b>iii) In case of non-receipt of cooking cost how the meal is served?</b>										
	Nil.										
	<b>iv) Mode of payment of cooking cost (Cash / cheque / e-transfer)</b>										
	At all visited schools, cooking cost was paid via e-transfers.										
<b>4.</b>	<b><u>Availability of Cook-cum-helpers:</u></b>										
	<b>i) Who engaged Cook-cum-helpers at schools (Department / SMC / VEC / PRI / Self Help Group / NGO /Contractor)?</b>										
	<p><b>Table 4.1</b> <b>Implementing Agency in the schools</b></p> <table border="1"> <thead> <tr> <th>Implementing Agency</th> <th>No.</th> </tr> </thead> <tbody> <tr> <td>SMC</td> <td>1</td> </tr> <tr> <td>SHG</td> <td>33</td> </tr> <tr> <td>NGO</td> <td>6</td> </tr> <tr> <td><b>Total</b></td> <td><b>40</b></td> </tr> </tbody> </table>	Implementing Agency	No.	SMC	1	SHG	33	NGO	6	<b>Total</b>	<b>40</b>
Implementing Agency	No.										
SMC	1										
SHG	33										
NGO	6										
<b>Total</b>	<b>40</b>										
	<p><b>Figure 2.1</b> <b>Implementing Agency in the schools</b></p>  <p>The pie chart illustrates the distribution of implementing agencies for cook-cum-helpers in schools. The largest segment is SHG with 33 schools, followed by NGO with 6 schools, and SMC with 1 school.</p> <table border="1"> <thead> <tr> <th>Agency</th> <th>Count</th> </tr> </thead> <tbody> <tr> <td>SHG</td> <td>33</td> </tr> <tr> <td>NGO</td> <td>6</td> </tr> <tr> <td>SMC</td> <td>1</td> </tr> </tbody> </table>	Agency	Count	SHG	33	NGO	6	SMC	1		
Agency	Count										
SHG	33										
NGO	6										
SMC	1										

	At 33 visited schools, cooks-cum-helpers were engaged by SHGs in-charge. At 6 schools NGO engaged them and at remaining 1 SMC. The School Management Committee (SMC) Making MDM was in Govt. Primary School Raker ka Chak (Bhitwar).												
	<b>ii) If cook-cum-helper is not engaged who cooks and serves the meal?</b>												
	NA.												
	<b>iii) Is the number of cooks-cum-helpers engaged in the school as per GoI norms or as per State norms?</b>												
	At 36 visited schools, the hired cooks-cum-helpers were as per the norms of the Centre or the State.												
	<b>iv) Honorarium paid to cooks cum helpers.</b>												
	According to the norms of govt. cooks-cum-helpers are paid a monthly honorarium of Rs. 1000 each.												
	<b>v) Mode of payment to cook-cum-helpers?</b>												
	All visited schools were paying cooks-cum-helpers via cheques. It is necessary for all the employees to open a bank account for monetary transactions.												
	<b>vi) Is remuneration being paid to cooks cum helpers regular?</b>												
	At 9 visited schools, cooks-cum-helpers complained that they were not receiving their remuneration on time.												
	<b>vii) Social Composition of cooks cum helpers? (SC/ST/OBC/Minority)</b>												
	Social Composition of cooks cum helpers -												
	<table border="1"> <thead> <tr> <th>Category</th> <th>Cooks/Helpers</th> </tr> </thead> <tbody> <tr> <td>SC</td> <td>16</td> </tr> <tr> <td>ST</td> <td>6</td> </tr> <tr> <td>OBC</td> <td>80</td> </tr> <tr> <td>Minority</td> <td>3</td> </tr> <tr> <td><b>Total</b></td> <td><b>105</b></td> </tr> </tbody> </table>	Category	Cooks/Helpers	SC	16	ST	6	OBC	80	Minority	3	<b>Total</b>	<b>105</b>
Category	Cooks/Helpers												
SC	16												
ST	6												
OBC	80												
Minority	3												
<b>Total</b>	<b>105</b>												
	<b>viii) Is there any training module for cook-cum-helpers?</b>												
	Only 10 visited schools had training modules for cooks-cum-helpers.												
	<b>ix) Whether training has been provided to cook-cum-helpers?</b>												
	At 14 visited schools cooks-cum-helpers had undergone training for 1-3 days at Zila Panchayat, Gwalior.												
	<b>x) In case the meal is prepared and transported by the Centralized kitchen / NGO, whether cook-cum-helpers have been engaged to serve the meal to the children at school level.</b>												







**Akash Samgr Vikash Samiti, engaged to served the meal urban area in Gwalior**

The Detail of Centralised Kitchen is as follows :-

- Name: Akash Samgr Vikash Samiti, Gwalior
- MDM Supply Started- 16 June 2011
- Schools being catered: 573
- Children being served: 48753

- Total Employees: 83
  - Infrastructure:
    - Kitchen area: 2500Sq. Ft.
    - Water Source – Tap
    - Fuel – LPG
    - Food Packed- Aluminum Drums
    - Food transportation- Pick-up Trucks
- Overall Infrastructure Quality: Fair (based upon physical observation of cooking, storage, cleanliness, etc.)

**xi) Whether health check-up of cook-cum-helpers has been done?**

Only at 8 schools, cooks-cum-helpers had undergone health check-up.

**5. Regularity in Serving Meal**

**i) Whether the school is serving hot cooked meal daily? If there was interruption, what was the extent and reasons for the same?**

**Table 5.1**

**Regular serving of hot cooked meal daily**

School Category	Yes	No	Total
Primary	17	0	17
Upper Primary	23	0	23
<b>Total</b>	<b>40</b>	<b>0</b>	<b>40</b>

**Upper Primary School Rehent (Block, Ghatigaon)**



**Regular serving of hot cooked meal daily**


Yes, hot cooked meals were served in all the visited 40 schools daily.

<b>6.</b>	<p><b><u>Quality &amp; Quantity of Meal</u></b>  <b>Feedback from children on</b>  <b>i) Quality of meal</b></p>																					
	<p><b>Table 6.1</b>  <b>Quality of Meal</b></p>																					
	<table border="1" style="width: 100%; border-collapse: collapse;"> <thead> <tr> <th rowspan="2" style="text-align: center;">Quality Level</th> <th colspan="3" style="text-align: center;">Quality of Meal</th> </tr> <tr> <th style="text-align: center;">Primary</th> <th style="text-align: center;">Upper Primary</th> <th style="text-align: center;">Total</th> </tr> </thead> <tbody> <tr> <td style="text-align: center;"><b>Satisfied</b></td> <td style="text-align: center;">16</td> <td style="text-align: center;">21</td> <td style="text-align: center;">37</td> </tr> <tr> <td style="text-align: center;"><b>Unsatisfied</b></td> <td style="text-align: center;">1</td> <td style="text-align: center;">2</td> <td style="text-align: center;">3</td> </tr> <tr> <td style="text-align: center;"><b>Total</b></td> <td style="text-align: center;">17</td> <td style="text-align: center;">23</td> <td style="text-align: center;">40</td> </tr> </tbody> </table>			Quality Level	Quality of Meal			Primary	Upper Primary	Total	<b>Satisfied</b>	16	21	37	<b>Unsatisfied</b>	1	2	3	<b>Total</b>	17	23	40
Quality Level	Quality of Meal																					
	Primary	Upper Primary	Total																			
<b>Satisfied</b>	16	21	37																			
<b>Unsatisfied</b>	1	2	3																			
<b>Total</b>	17	23	40																			
	<p>At 37 visited schools, students were satisfied with the quality of meal provided to them.                      List of Schools- Reason for unsatisfaction -</p>																					
	<table border="1" style="width: 100%; border-collapse: collapse;"> <thead> <tr> <th style="text-align: center;">Name of Schools</th> <th style="text-align: center;">Block</th> <th style="text-align: center;">Reason for unsatisfaction</th> </tr> </thead> <tbody> <tr> <td>Govt. Girls Primary School Biloua</td> <td>Dabra</td> <td>Mid Day Meal is not provided on time</td> </tr> <tr> <td>Govt. Girls Upper School Biloua</td> <td>Dabra</td> <td>Mid Day Meal is not provided on time</td> </tr> <tr> <td>Govt. Upper Primary School Tiholi</td> <td>Morar Rural</td> <td>Mid Day meal quality is not good</td> </tr> </tbody> </table>			Name of Schools	Block	Reason for unsatisfaction	Govt. Girls Primary School Biloua	Dabra	Mid Day Meal is not provided on time	Govt. Girls Upper School Biloua	Dabra	Mid Day Meal is not provided on time	Govt. Upper Primary School Tiholi	Morar Rural	Mid Day meal quality is not good							
Name of Schools	Block	Reason for unsatisfaction																				
Govt. Girls Primary School Biloua	Dabra	Mid Day Meal is not provided on time																				
Govt. Girls Upper School Biloua	Dabra	Mid Day Meal is not provided on time																				
Govt. Upper Primary School Tiholi	Morar Rural	Mid Day meal quality is not good																				
	<p><b>ii) Quantity of meal</b></p>																					
	<p><b>Table 6.2</b>  <b>Quantity of Meal</b></p>																					
	<table border="1" style="width: 100%; border-collapse: collapse;"> <thead> <tr> <th rowspan="2" style="text-align: center;">Quantity Level</th> <th colspan="3" style="text-align: center;">Quantity of Meal</th> </tr> <tr> <th style="text-align: center;">Primary</th> <th style="text-align: center;">Upper Primary</th> <th style="text-align: center;">Total</th> </tr> </thead> <tbody> <tr> <td style="text-align: center;"><b>Satisfied</b></td> <td style="text-align: center;">16</td> <td style="text-align: center;">20</td> <td style="text-align: center;">36</td> </tr> <tr> <td style="text-align: center;"><b>Unsatisfied</b></td> <td style="text-align: center;">1</td> <td style="text-align: center;">3</td> <td style="text-align: center;">4</td> </tr> <tr> <td style="text-align: center;"><b>Total</b></td> <td style="text-align: center;">17</td> <td style="text-align: center;">23</td> <td style="text-align: center;">40</td> </tr> </tbody> </table>			Quantity Level	Quantity of Meal			Primary	Upper Primary	Total	<b>Satisfied</b>	16	20	36	<b>Unsatisfied</b>	1	3	4	<b>Total</b>	17	23	40
Quantity Level	Quantity of Meal																					
	Primary	Upper Primary	Total																			
<b>Satisfied</b>	16	20	36																			
<b>Unsatisfied</b>	1	3	4																			
<b>Total</b>	17	23	40																			
	<p>At 36 visited schools, students were satisfied with the quantity of meal provided to them.                      List of Schools- Reason for unsatisfaction</p>																					
	<table border="1" style="width: 100%; border-collapse: collapse;"> <thead> <tr> <th style="text-align: center;">Name of Schools</th> <th style="text-align: center;">Block</th> <th style="text-align: center;">Reason for unsatisfaction</th> </tr> </thead> <tbody> <tr> <td>Govt. Upper Primary School Gedola Kala (KGBV)</td> <td>Dabra</td> <td>Only Dal &amp; Chapati is provided every day.</td> </tr> <tr> <td>Govt. Girls Primary School Biloua</td> <td>Dabra</td> <td>Mid Day Meal is not provided on time</td> </tr> <tr> <td>Govt. Girls Upper School Biloua</td> <td>Dabra</td> <td>Mid Day Meal is not provided on time</td> </tr> <tr> <td>Govt. Upper Primary School Tiholi</td> <td>Morar Rural</td> <td>Mid Day meal quality is not good</td> </tr> </tbody> </table>			Name of Schools	Block	Reason for unsatisfaction	Govt. Upper Primary School Gedola Kala (KGBV)	Dabra	Only Dal & Chapati is provided every day.	Govt. Girls Primary School Biloua	Dabra	Mid Day Meal is not provided on time	Govt. Girls Upper School Biloua	Dabra	Mid Day Meal is not provided on time	Govt. Upper Primary School Tiholi	Morar Rural	Mid Day meal quality is not good				
Name of Schools	Block	Reason for unsatisfaction																				
Govt. Upper Primary School Gedola Kala (KGBV)	Dabra	Only Dal & Chapati is provided every day.																				
Govt. Girls Primary School Biloua	Dabra	Mid Day Meal is not provided on time																				
Govt. Girls Upper School Biloua	Dabra	Mid Day Meal is not provided on time																				
Govt. Upper Primary School Tiholi	Morar Rural	Mid Day meal quality is not good																				
	<p><b>iii) Quantity of pulses used in the meal per child.</b></p>																					




	At 36 visited schools, students were satisfied with the quantity of pulses used in meal per child.																
	<b>iv) Quantity of green leafy vegetables used in the meal per child.</b>																
	At 34 visited schools, students were satisfied with the quantity of green leafy vegetables used in meal per child.																
	<b>v) Whether double fortified salt is used?</b>																
	Double fortified salt is used in all visited schools.																
	<b>vi) Acceptance of the meal amongst the children.</b>																
	At 33 visited schools, children accept the meals given to them.																
	<b>vii) Method / Standard gadgets / equipment for measuring the quantity of food to be cooked and served. {Please give reasons and suggestions to improve, if children were not happy.}</b>																
	22 visited schools were making use of methods / standard gadgets / equipments for measuring the quantity of food to be cooked and served per child.																
<b>7.</b>	<b><u>Variety of Menu:</u></b>																
	<b>i) Who decides the menu?</b>																
	All visited schools followed the menu as given by GoMP.																
	<b>ii) Whether weekly menu is displayed at a prominent place noticeable to community,</b>																
	<p><b>Table 7.1</b> <b>Weekly menu is displayed</b></p> <table border="1"> <thead> <tr> <th>School Category</th> <th>Yes</th> <th>No</th> <th>Total</th> </tr> </thead> <tbody> <tr> <td>Primary</td> <td>15</td> <td>2</td> <td>17</td> </tr> <tr> <td>Upper Primary</td> <td>21</td> <td>2</td> <td>23</td> </tr> <tr> <td><b>Total</b></td> <td>36</td> <td>4</td> <td>40</td> </tr> </tbody> </table>	School Category	Yes	No	Total	Primary	15	2	17	Upper Primary	21	2	23	<b>Total</b>	36	4	40
School Category	Yes	No	Total														
Primary	15	2	17														
Upper Primary	21	2	23														
<b>Total</b>	36	4	40														
	At 36 visited schools the weekly menu was displayed at a prominent place noticeable to the community.																
	<b>iii) Is the menu being followed uniformly?</b>																
	Only 16 visited schools of Gwalior District are following the weekly menu uniformly. Reasons given by the remaining schools for not following the menu are: <ul style="list-style-type: none"> <li>• Unavailability in local market: 10 schools</li> <li>• Costly items: 7 schools</li> <li>• Untimely foodgrains: 2 schools</li> </ul>																
	<b>iv) Whether menu includes locally available ingredients?</b>																
	31 visited schools emphasized over using locally available ingredients.																
	<b>v) Whether menu provides required nutritional and calorific value per child?</b>																
	At 28 visited schools (13 P & 15 M), it was reported that the given meals were providing the students with sufficient nutrition and energy.																

<b>8.</b>	<b><u>i) Display of Information under Right to Education Act, 2009 at the school level at prominent place:</u></b>																				
	<b>a) Quantity and date of food grains received</b>																				
	At only 10 schools, a board was found displaying the quantity and date of foodgrains received.																				
	<b>b) Balance quantity of food grains utilized during the month.</b>																				
	At only 12 schools, a board was found displaying the balance quantity of foodgrains utilized during the month.																				
	<b>c) Other ingredients purchased, utilized</b>																				
	At only 12 schools, a board was found displaying the information related to other ingredients purchased and utilized.																				
	<b>d) Number of children given MDM</b>																				
	At 22 visited schools, a display was found showing the number of children being given MDM.																				
	<b>e) Daily menu</b>																				
	At 32 visited schools, the daily menu of MDM was displayed on the walls.																				
	<b>ii) Display of MDM logo at prominent place preferably outside wall of the school.</b>																				
	31 visited schools had the logo of MDM displayed at a prominent place.																				
<b>9.</b>	<b><u>Trends:</u></b>																				
	<b>Extent of variation (As per school records vis-à-vis Actual on the day of visit).</b>																				
	<b>i) Enrolment</b>																				
	<b>Table 9.1 Number of children enrolled in schools</b>																				
	<table border="1" style="width: 100%; border-collapse: collapse;"> <thead> <tr> <th style="text-align: center;">School Category</th> <th style="text-align: center;">Urban</th> <th style="text-align: center;">Rural</th> <th style="text-align: center;">Total</th> </tr> <tr> <th></th> <th style="text-align: center;">Sum</th> <th style="text-align: center;">Sum</th> <th style="text-align: center;">Sum</th> </tr> </thead> <tbody> <tr> <td style="text-align: center;">Primary</td> <td style="text-align: center;">533</td> <td style="text-align: center;">1426</td> <td style="text-align: center;">1959</td> </tr> <tr> <td style="text-align: center;">Upper Primary</td> <td style="text-align: center;">2027</td> <td style="text-align: center;">2124</td> <td style="text-align: center;">4151</td> </tr> <tr> <td style="text-align: center;">Total</td> <td style="text-align: center;">2560</td> <td style="text-align: center;">3550</td> <td style="text-align: center;">6110</td> </tr> </tbody> </table>	School Category	Urban	Rural	Total		Sum	Sum	Sum	Primary	533	1426	1959	Upper Primary	2027	2124	4151	Total	2560	3550	6110
School Category	Urban	Rural	Total																		
	Sum	Sum	Sum																		
Primary	533	1426	1959																		
Upper Primary	2027	2124	4151																		
Total	2560	3550	6110																		
	A total of 6110 children were enrolled in the 17 primary and 23 upper primary schools of Gwalior district. Of these 2560 (533 P + 2027 M) were from urban regions (16 schools) and 3550 (1426 P + 2124 M) were from rural regions (24 schools).																				
	<b>ii) No. of children present on the day of the visit.</b>																				
	The MI team in their visits to schools, recorded a total number of 3373 children present; 1626 out of 2560 in urban and 1747 out of 3550 in rural regions.																				
	<b>iii) No. of children availing MDM as per MDM Register.</b>																				
	As per the MDM registers 3308 out of 6110 of the total enrolled students were availing the MDM facility in the visited schools.																				
	<b>iv) No. of children actually availing MDM on the day of visit as per head count.</b>																				
	3199 enrolled students out of 3308 were actually found to be having MDM on the days of																				

	visit. 1491 (330 P + 1161 M) were urban and 1708 (761 P + 947 M) were rural.
<b>10.</b>	<b><u>Social Equity :</u></b>
	<p><b>i) What is the system of serving and seating arrangements for eating?</b>  <b>Primary School Sarahi (Block, Dabra)</b></p>  <p style="text-align: center;"><b>Children were made to sit in a queue while eating</b></p>
	In 37 out of 40 visited schools, it was seen that cooks-cum-helpers were serving the children. In 36 schools, children were made to sit in a queue while eating. At rest 4 schools children were sitting in small-small groups or in a disorderly manner.
	<b>ii) Did you observe any gender or caste or community discrimination in cooking or serving or seating arrangements?</b>
	No.
	<b>iii) The name of the school where discrimination found of any kind may be mentioned in the main body of the report along with date of visit.</b>
	NA.
	<b>iv) If any kind of social discrimination is found in the school, comments of the team may be given in the inspection register of the school.</b>
	Nil.
<b>11.</b>	<b><u>Convergence With Other Schemes:</u></b>
	<b>1. Sarva Shiksha Abhiyan</b>
	The convergence of Mid-day meal scheme with Sarva Shiksha Abhiyan is as follows:

<ul style="list-style-type: none"> <li>- The responsibilities of teachers lie in maintaining daily MDM records (found in 38 schools), updating the MDM register (37) and checking the quality of MDM (32).</li> <li>- The responsibility of coordinators is to give information of sudden closing of MDM to CEOs within 24 hours (observed in 34 visited schools).</li> <li>- An important responsibility of coordinator is to regularly inspect and monitor MDM activity in schools (observed in 34 visited schools).</li> </ul>
<b>2. School Health Programme</b>
<b>i) Is there school Health Card maintained for each child?</b>
School health cards being up-to-date were found at only 3 primary and 8 Upper Primary schools out of the 40 visited schools (11 total).
<b>ii) What is the frequency of health check-up?</b>
At 34 schools (out of 40 visited), students had health check-up within last one year. Out of those 34 schools, 4 have monthly check-ups, 9 have half yearly, 17 have yearly and 4 have irregular checkups.
<b>iii) Whether children are given micronutrients (Iron, folic acid, vitamin - A dosage) and de-worming medicine periodically?</b>
The situation in Gwalior district is fair, out of the 40 schools surveyed, 31 schools' children received iron dosage, only 13 received folic acid, 26 received Vit-A and 21 received de-worming medicines on time.
<b>iv) Who administers these medicines and at what frequency?</b>
All the schools of Gwalior district are supervised by the health department for the medicines. At 7 visited schools the administration of medicines was found irregular or nil. Only 11 schools reported to have half-yearly administration and 22 schools annually.
<b>v) Whether height and weight record of the children is being indicated in the school health card.</b>
The height and weight records of children were found in the school health card at only 11 of the visited schools (3 primary & 8 upper primary).
<b>vi) Whether any referral during the period of monitoring.</b>
Nil.
<b>vii) Instances of medical emergency during the period of monitoring.</b>
Nil.
<b>viii) Availability of the first aid medical kit in the schools.</b>
Only 18 visited schools were having first-aid kits available.
<b>ix) Dental and eye check-up included in the screening.</b>
11 primary and 18 upper primary schools out of the 40 visited schools had done dental and eye check-up of students during screening (total 29).
<b>x) Distribution of spectacles to children suffering from refractive error.</b>
Spectacles were provided to children suffering from refractive error at 3 primary and 8 upper primary schools (total 11 out of the 40 visited).

	<p><b>2. Drinking Water and Sanitation Programme</b></p> <p><b>i) Whether potable water is available for drinking purpose in convergence with drinking water and sanitation programme.</b></p> <p>Potable water for drinking purpose was available at 26 visited schools (in convergence with drinking water and sanitation programme).</p> <p><b>3. MPLAD / MLA Scheme</b></p> <p>Only 2 schools:</p> <ol style="list-style-type: none"> <li>1. Govt. Primary School Sonsa – funds for solar panels and fans</li> <li>2. Govt.Upper Primary School Sonsa (Morar Rural) – funds for water cooler</li> </ol> <p><b>4. Any Other Department / Scheme.</b></p> <p>NA.</p>
<p><b>12.</b></p>	<p><b>Infrastructure:</b></p>
	<p><b>1. Kitchen-cum-Store</b></p> <p><b>a)Is a pucca kitchen shed-cum-store</b>  <b>Upper Primary Soasa (Block, Murar Rural)</b></p>  <p style="text-align: center;"><b>Constructed and in use</b></p>
	<p><b>i) Constructed and in use</b></p>
	<p>27 visited schools had pucca kitchen and was being used for cooking purposes.</p>
	<p><b>ii) Under which Scheme Kitchen-cum-store constructed -MDM/SSA/Others</b></p>
	<p>At 10 visited schools kitchen sheds were constructed under SSA scheme, at 13 under MDM scheme and at 8 under some other scheme.</p>
	<p><b>iii) Constructed but not in use (Reasons for not using)</b></p>



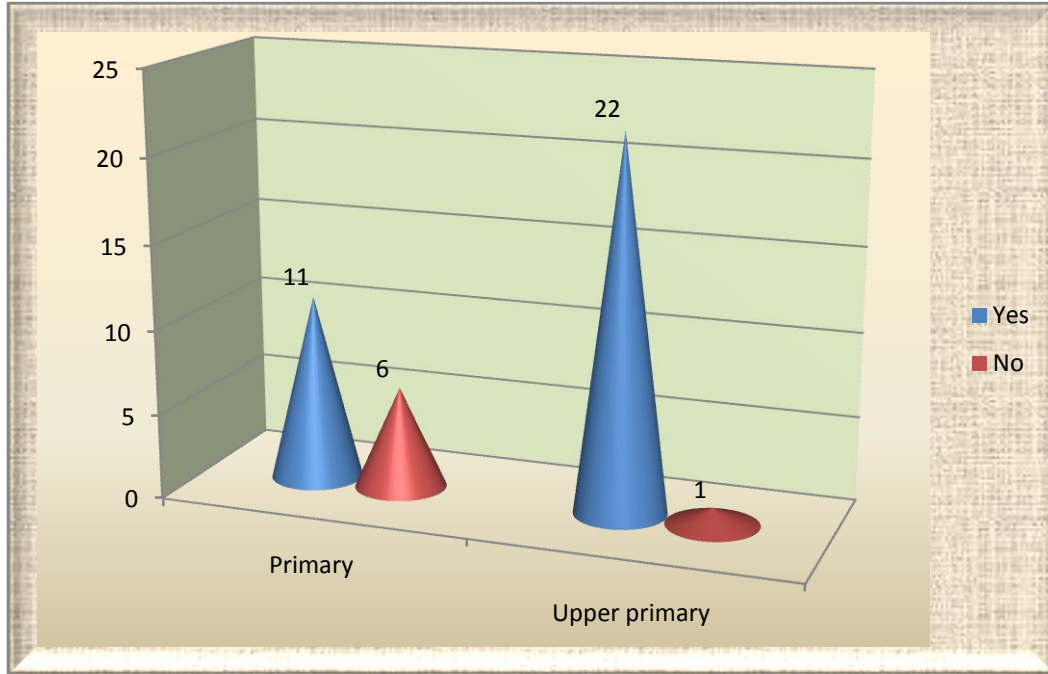
<p>2 visited schools were such that had the kitchen constructed but were not using them. Reasons:</p> <ul style="list-style-type: none"> <li>• Govt. Primary School Bhagirathpura (Bhitwar): Water seepage during rains</li> <li>• Govt. Primary School Raker ka Chak (Bhitwar): Damaged kitchen shed and cracked floors.</li> </ul>
<p><b>iv) Under construction</b></p>
<p>None.</p>
<p><b>v) Sanctioned, but construction not started</b></p>
<p>None.</p>
<p><b>vi) Not sanctioned</b></p>
<p>Only 1 school was such where a fund for kitchen has not been sanctioned yet. Name: Govt. Girls upper primary School Amrol (Bhitwar)</p>
<p><b>b) In case the pucca kitchen-cum-store is not available, where is the food being cooked and where the food grains /other ingredients are being stored?</b></p>
<p>In such case, for 5 schools meals were prepared in school itself, for 2 by SHG and for 6 by centralized kitchen. At 33 places it was seen that SHG had taken the responsibility of storing food grains, 2 stored in school itself and remaining 6 at any other place.</p>
<p><b>c) Kitchen-cum-store in hygienic condition, properly ventilated and away from classrooms.</b></p>
<p>During monitoring of 40 schools by the MI team, 22 schools' kitchen-cum-store was found in hygienic condition, 16 schools' were properly ventilated and 23 schools had their kitchen away from classrooms.</p>
<p><b>d) Whether MDM is being cooked by using firewood or LPG based cooking?</b></p>
<p>Majority of the visited schools (34) use firewood for cooking meals, rest (6 schools) use LPG.</p>
<p><b>e) Whether on any day there was interruption due to non-availability of firewood or LPG?</b></p>
<p>At 2 schools interruption in serving meals due to unavailability of fuel was recorded. Namely:</p> <ol style="list-style-type: none"> <li>1. Govt. Boys upper primary School Barai Gwalior (Ghatigaon)</li> <li>2. Govt. upper primary School Sonsa (Morar Rural) – for 4 days due to shortage of firewood.</li> </ol>
<p><b>2. Kitchen Devices:</b></p>
<p><b>i) Whether cooking utensils are available in the school?</b></p>
<p>33 visited schools have sufficient utensils available for cooking.</p>
<p><b>ii) Source of funding for cooking and serving utensils - Kitchen Devices fund / MME / Community contribution / others.</b></p>
<p>At 18 visited schools, cooking and serving utensils were funded under kitchen devices fund and at 22 under MME scheme.</p>



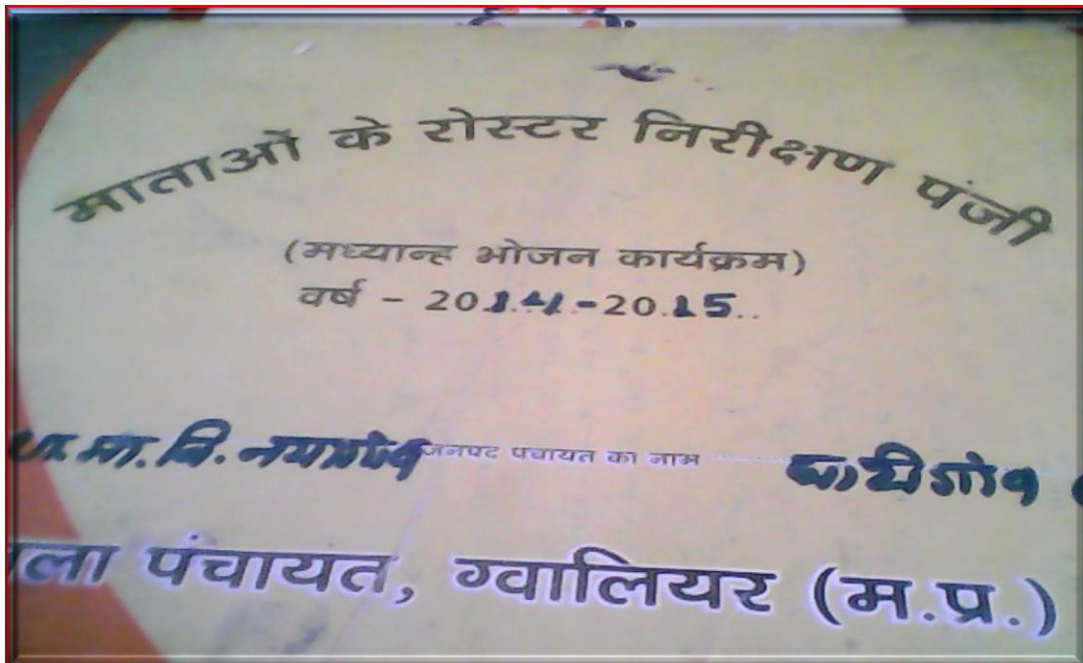
	<b>iii) Whether eating plates etc. are available in the school?</b>
	28 visited schools have sufficient number of plates available for all children.
	<b>iv) Source of funding for eating plates - MME / Community contribution / others?</b>
	38 visited schools received plates under MME fund and remaining 2 received from community contribution.
	<b><u>3. Availability of storage bins:</u></b>
	<b>i) Whether storage bins are available for food grains? If yes, what is the source of their procurement?</b>
	At 34 visited schools, storage bins were available for storing the food grains.
	<b><u>4. Toilets in the school:</u></b>
	<b>i) Is separate toilet for boys and girls available?</b>
	23 schools (10 primary + 13 upper primary ) didn't have separate toilets for boys and girls.
	<b>ii) Are toilets usable?</b>
	Upon the physical observation made by the MI team, toilets at only 18 visited schools were seen to be in usable condition (8 primary + 10 upper primary ).
	<b><u>5. Availability of potable water:</u></b>
	<b>i) Is Tap water / tube well / hand pump / well / jet pump available?</b>
	37 visited schools have access to potable water. Mainly hand-pumps (27) are the source of water. Other sources include taps (6), wells and tube-wells (4).
	<b>ii) Any other source</b>
	No.
	<b><u>6. Availability of fire extinguishers:</u></b>
	Only at 8 schools (out of the 40 visited), fire extinguishers were available.
	<b><u>7. IT infrastructure available at School level:</u></b>
	<b>i) Number of computers available in the school (if any)</b>
	Only 5 out of 23 upper primary schools had computer facility for the students. Each school had 1 computer.
	<b>ii) Availability of internet connection (If any).</b>
	None.
	<b>iii) Using any IT / IT enabled services based solutions / services (e-learning etc.) (if any)</b>
	None.
<b>13.</b>	<b><u>Safety &amp; Hygiene:</u></b>
	<b>i) General Impression of the environment, Safety and hygiene:</b>
	In the 40 schools visited for assessing environment, safety & hygiene conditions, the MI team made the following observations:- Environment - very good (6), good (12), fair (15) and poor (7). Safety - very good (5), good (11), fair (16) and poor (8).

	Hygiene - very good (7), good (8), fair (18) and poor (7).																
	<b>ii) Are children encouraged to wash hands before and after eating?</b>																
	<b>Table 13.1</b> <b>Children encouraged washing hands before and after eating</b>																
	<table border="1"> <thead> <tr> <th>School Category</th> <th>Yes</th> <th>No</th> <th>Total</th> </tr> </thead> <tbody> <tr> <td>Primary</td> <td>14</td> <td>3</td> <td>17</td> </tr> <tr> <td>Upper Primary</td> <td>22</td> <td>0</td> <td>22</td> </tr> <tr> <td><b>Total</b></td> <td><b>36</b></td> <td><b>3</b></td> <td><b>40</b></td> </tr> </tbody> </table>	School Category	Yes	No	Total	Primary	14	3	17	Upper Primary	22	0	22	<b>Total</b>	<b>36</b>	<b>3</b>	<b>40</b>
School Category	Yes	No	Total														
Primary	14	3	17														
Upper Primary	22	0	22														
<b>Total</b>	<b>36</b>	<b>3</b>	<b>40</b>														
	It was observed in 36 visited schools by the MI team that students were asked to wash hands before and after meals at all the schools.																
	<b>iii) Do the children take meals in an orderly manner?</b>																
	At 37 visited schools, the students were seen taking meals in an orderly manner.																
	<b>iv) Conservation of water?</b>																
	Students at 30 visited schools were encouraged to conserve water.																
	<b>v) Is the cooking process and storage of fuel safe, not posing any fire hazard?</b>																
	Yes, everywhere.																
<b>14.</b>	<b><u>Community Participation:</u></b>																
	<b>i) Extent of participation by Parents / SMC / VEC / Panchayat / Urban bodies in daily supervision and monitoring.</b>																
	No participation in any form was seen: <ul style="list-style-type: none"> <li>- by parents at 11 schools;</li> <li>- by SMS members at 9 schools;</li> <li>- By Panchayat members/ urban bodies at 25 schools.</li> </ul>																
	<b>ii) Is any roster of community members being maintained for supervision of the MDM?</b>																
	<b>Table 14.1</b> <b>Mother Roster available at School level</b>																
	<table border="1"> <thead> <tr> <th>School Category</th> <th>Yes</th> <th>No</th> <th>Total</th> </tr> </thead> <tbody> <tr> <td>Primary</td> <td>11</td> <td>6</td> <td>17</td> </tr> <tr> <td>Upper Primary</td> <td>22</td> <td>1</td> <td>23</td> </tr> <tr> <td><b>Total</b></td> <td><b>33</b></td> <td><b>7</b></td> <td><b>40</b></td> </tr> </tbody> </table>	School Category	Yes	No	Total	Primary	11	6	17	Upper Primary	22	1	23	<b>Total</b>	<b>33</b>	<b>7</b>	<b>40</b>
School Category	Yes	No	Total														
Primary	11	6	17														
Upper Primary	22	1	23														
<b>Total</b>	<b>33</b>	<b>7</b>	<b>40</b>														

**Figure 3.1**  
**Mother Roster available at School level**



**Upper Primary Nayagaon (Block, Ghatigaon)**



**Govt. Girls Upper Primary School Barai ( Block, Ghatigaon)**

**Mother roster available in School**

By observations made, 33 visited schools had appointed a mother roster and 26 of them were regularly updating her.

**iii) Is there any social audit mechanism in the school?**

17 visited schools have a social audit mechanism. These include – mother roaster, MDM inspection register, monthly meeting of SMCs. In the meeting of gram sabha issues related with MDM are also discussed. Apart from these mechanisms Senior citizen & Antoyodya Card Holders also test the meal before it is served to students.

**iv) Number of meetings of SMC held during the monitoring period.**

20 visited schools had 1 meeting regarding MDM in last one month.

**v) In how many of these meetings issues related to MDM were discussed?**

Total 20 meetings in the last month took place in the visited schools. The main issues discussed in the SMC Meeting-

Name of Schools	Block	Issues
Govt. Primary School Nayagaon	Ghatigaon	Mid Day Meal Quality
Govt. Girls Upper Primary School Mohana (KGBV)	Ghatigaon	Mid Day Meal Quality & Menu
Govt. Upper Primary School Gedola	Dabra	Mid Day Meal Quality &

	Kala (KGBV)		Quantity
	Govt. Girls Upper Primary School Behat	Morar Rural	Mid Day Meal Quality & Quantity
	Govt. Upper Primary School Mohana	Ghatigaon	Mid Day Meal Quality & Menu
	Govt. Upper Primary School Kheda Taka	Bhitarwar	Mid Day Meal Quality & Menu
	Govt. Primary School Pholekapura	Morar Rural	Mid Day Meal
	Govt. Primary School Barotha	Dabra	Mid Day Meal Quality & Quantity
	Govt. Upper Primary School Uteela	Morar Rural	Mid Day Meal Quality & Regularity
	Govt. Upper Primary School Nayagaon	Ghatigaon	Mid Day Meal
	Govt. Upper Primary School Barotha	Dabra	Mid Day Meal Quality & According to Menu
	Govt. Upper Primary School Padaw Gwalior	Morar Urban	PLATE'S WASHING RELATED.
	Govt. Primary School Padaw Gwalior	Morar Urban	Cleanliness of utensils
	Govt. Girls Upper Primary School Amrol	Bhitarwar	Mid Day Meal Quality & Quantity
	Govt. Girls Primary School Amrol	Bhitarwar	Mid Day Meal Quality & Menu
	Govt. Boys Upper Primary School Barai Gwalior	Ghatigaon	Mid Day Meal Quality & Cleanliness
	Govt. Girls Upper Primary School Barai	Ghatigaon	Hand wash
	Govt. Primary School Raker ka Chak	Bhitarwar	Hand wash
	Govt. Girls Primary School Tiholi	Morar Rural	Mid Day Meal Quality & Quantity
	Govt. Girls Upper Primary School SAF Kampu Gwalior	Morar Urban	Mid Day Meal Quality & Quantity
	Govt. Girls Primary School Ghatigaon	Ghatigaon	Mid Day Meal Quality & Quantity
	Govt. Girls Upper Primary School Ghatigaon	Ghatigaon	Mid Day Meal Quality & Quantity
<b>15.</b>	<b><u>Inspection &amp; Supervision:</u></b>		
	<b>i) Is there any Inspection Register available at school level?</b>		

<b>Table 15.1</b>			
<b>Inspection Register (MDM) available at school level</b>			
<b>School Category</b>	<b>Yes</b>	<b>No</b>	<b>Total</b>
Primary	16	1	17
Upper Primary	23	0	23
<b>Total</b>	<b>39</b>	<b>1</b>	<b>40</b>
At 1 visited school MDM inspection register was not found.			
<b>ii) Whether school has received any funds under MME component?</b>			
28 visited schools received funds under MME component.			
<b>iii) Whether State / District / Block level officers / officials inspecting the MDM Scheme?</b>			
Out of the 40 visited schools;			
<ul style="list-style-type: none"> <li>• 3 primary &amp; 5 upper primary schools were inspected by state level officers.</li> <li>• 10 primary &amp; 10 upper primary schools were inspected by district level officers.</li> <li>• 11 primary &amp; 11 upper primary schools were inspected by block level officers.</li> </ul>			
<b>iv) The frequency of such inspections?</b>			
Out of the 40 visited schools;			
<ul style="list-style-type: none"> <li>• 3 primary &amp; 5 upper primary schools were inspected within last 1-2 month by state level officers.</li> <li>• 10 primary &amp; 10 upper primary schools were inspected within last 2-3 months by district level officers.</li> <li>• 11 primary &amp; 11 upper primary schools were inspected within last 2-3 months by block level officers.</li> </ul>			
<b>16.</b>	<b><u>Impact:</u></b>		
	<b>i) Has the mid-day meal improved the enrolment, attendance, retention of children in schools?</b>		
	The survey data collected by the MI team shows an improvement in attendance, enrolment and retention of students at 37, 37 and 30 schools respectively.		
	<b>ii) Whether mid-day meal has helped in improvement of the social harmony?</b>		
	In 34 visited schools, the teachers noted improvement in social harmony post implementation of MDM program.		
	<b>iii) Whether mid-day meal has helped in improvement of the nutritional status of the children?</b>		
	At 28 visited schools (12 P + 16 M), improvement in the nutritional status of children has been noted after the implementation of MDM.		
	<b>iv) Is there any other incidental benefit due to serving of meal in schools?</b>		
	7 out of 40 visited schools, witnessed at least one incidental benefit of serving meals in		



	schools.
<b>17.</b>	<b><u>Grievance Redressal Mechanism :</u></b>
	<b>i) Is any grievance redressal mechanism in the district for MDMS?</b>
	After discussing with the district level MDM wing officer, it was recorded that 35 visited schools in the district had grievance redressal mechanism.
	<b>ii) Whether the district / block / school having any toll-free number?</b>
	MI team recorded in Gwalior district that 30, 17 and 18 schools had a toll-free number at district, block and school level respectively for MDM related query/ feedback.

**Table 1.1**  
**Name & category of the school visited by MI Team**

S. No.	Name of School	Block	DISE code
1.	Govt. Primary School Nayagaon	Ghatigaon	2304-0306901
2.	Govt. Girls Upper Primary School Mohana	Ghatigaon	2304-0300104
3.	Govt. Upper Primary School Gedola Kala	Dabra	2304-0102902
4.	Govt. Girls Upper Primary School Behat	Morar Rural	2304-0400104
5.	Govt. Upper Primary School Mohana	Ghatigaon	2304-0300103
6.	Govt. Upper Primary School Kheda Taka	Bhitarwar	2304-0207203
7.	Govt. Primary School Pholekapura	Morar Rural	2304-0401101
8.	Govt. Primary School Barotha	Dabra	2304-0100301
9.	Govt. Upper Primary School Uteela	Morar Rural	2304-0404103
10.	Govt. Upper Primary School Nayagaon	Ghatigaon	2304-0306902
11.	Govt. Upper Primary School Barotha	Dabra	2304-0100302
12.	Govt. Upper Primary School Padaw Gwalior	Morar Urban	2304-0509506
13.	Govt. Primary School Padaw Gwalior	Morar Urban	2304-0509501
14.	Govt. Girls Upper Primary School Amrol	Bhitarwar	2304-0211409
15.	Govt. Girls Primary School Amrol	Bhitarwar	2304-0211402
16.	Govt. Girls Upper Primary School Thatipur	Morar Urban	2304-0514506
17.	Govt. Girls Upper Primary School Rehnt	Ghatigaon	2304-0301104
18.	Govt. Primary School Thatipur	Morar Urban	2304-0514801
19.	Govt. Girls Primary School Biloua	Dabra	2304-0106108

20.	Govt. Girls Upper School Biloua	Dabra	2304-0106103
21.	Govt. Boys Upper Primary School Barai Gwalior	Ghatigaon	2304-0305601
22.	Govt. Primary School Sonsa	Morar Rural	2304-0415301
23.	Govt. Upper Primary School Sonsa	Morar Rural	2304-0415303
24.	Govt. Upper Primary School Sahrai	Dabra	2304-0103003
25.	Govt. Primary School Sahrai	Dabra	2304-0103002
26.	Govt. Girls Primary School Barai	Ghatigaon	2304-0305602
27.	Govt. Girls Upper Primary School Barai	Ghatigaon	2304-0305605
28.	Govt. Primary School Bhagirathpura	Bhitarwar	2304-0209106
29.	Govt. Primary School Raker ka Chak	Bhitarwar	2304-0209112
30.	Govt. Girls Primary School Tiholi	Morar Rural	2304-0404201
31.	Govt. Girls Primary School SAF Kampu Gwalior	Morar Urban	2304-0507305
32.	Govt. Girls Upper Primary School SAF Kampu Gwalior	Morar Urban	2304-0507310
33.	Govt. Girls Upper Primary School Karhiya	Bhitarwar	2304-0213204
34.	Govt. Upper Primary School Samoodan	Dabra	2304-0104602
35.	Govt. Girls Primary School Ghatigaon	Ghatigaon	2304-0303304
36.	Govt. Primary School Samoodan	Dabra	2304-0104601
37.	Govt. Upper Primary School Tiholi	Morar Rural	2304-0404203
38.	Govt. Girls Upper Primary School Ghatigaon	Ghatigaon	2304-0303308
39.	Govt. Boys Upper Primary School Ghatigaon	Ghatigaon	2304-0303305
40.	Govt. Boys Primary School Tiholi	Morar Rural	2304-0404201

## Indore District Profile

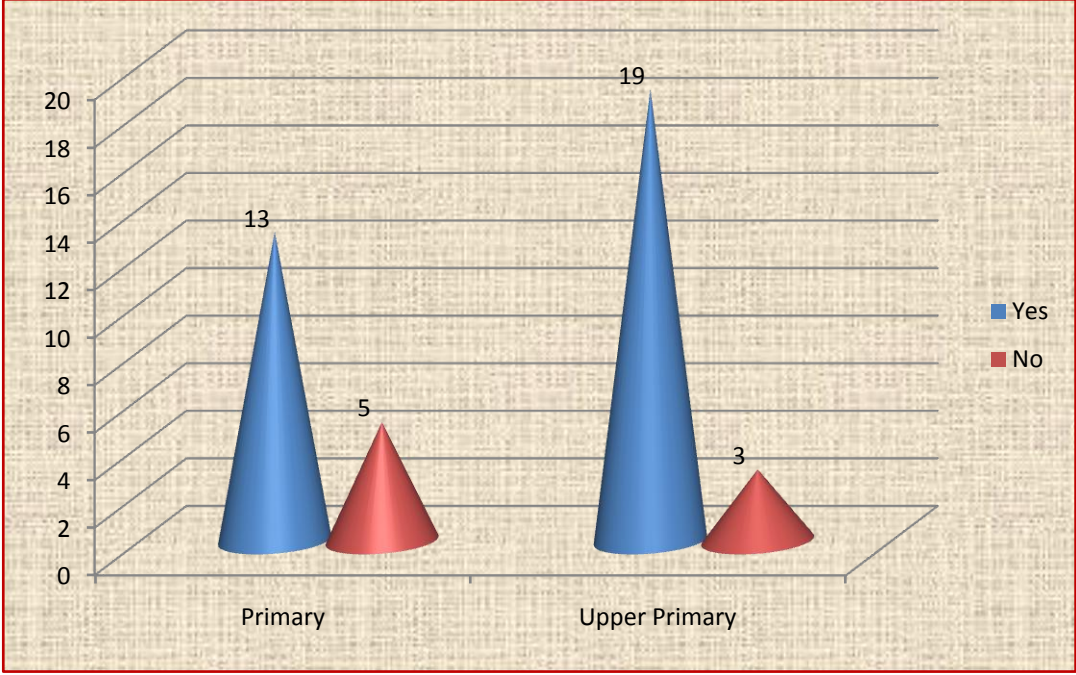


**Indore District** is a district of Madhya Pradesh state in central India. The district derived its name from the city of Indore, which serves as its administrative headquarters. This district is part of the Indore Division. The district has an area of 3,898 km<sup>2</sup>. According to the provisional data of the 2011 census Indore District has a population of 32, 72,335. The Indore District is bounded by the districts of Ujjain to the north, Dewas to the east, Khargone (West Nimar) to the south, and Dhar to the west. Indore is the administrative centre and chief city of the district. Mhow is an important cantonment town in Indore District; it has three of the Indian Army's premier training institutes. The Border Security Force (BSF) has its Central School of Weapons and Tactics (CSWT) at Indore. Other towns are Depalpur, Sanwer and Hatod.

The (M.P. Institute of Social Science Research, Ujjain), is the monitoring institute for Madhya Pradesh State. The MI has undertaken Second Half Yearly monitoring activities for the period of 1.10.2014 to 31.03.2015 for the district\_ Indore)

### Mid-Day Meal Scheme

#### 1. At school level

S. No.	Indicators																
1.	<b>Availability of food grains:</b>																
	<b>i) Whether buffer stock of food grains for one month is available at the school?</b>																
	<p><b>Table 1.1</b></p> <p><b>Buffer stock of foodgrains for one month is available at the school</b></p> <table border="1" style="margin-left: auto; margin-right: auto;"> <thead> <tr> <th>School Category</th> <th>Yes</th> <th>No</th> <th>Total</th> </tr> </thead> <tbody> <tr> <td>Primary</td> <td>13</td> <td>5</td> <td>18</td> </tr> <tr> <td>Upper Primary</td> <td>19</td> <td>3</td> <td>22</td> </tr> <tr> <td><b>Total</b></td> <td><b>32</b></td> <td><b>8</b></td> <td><b>40</b></td> </tr> </tbody> </table>	School Category	Yes	No	Total	Primary	13	5	18	Upper Primary	19	3	22	<b>Total</b>	<b>32</b>	<b>8</b>	<b>40</b>
School Category	Yes	No	Total														
Primary	13	5	18														
Upper Primary	19	3	22														
<b>Total</b>	<b>32</b>	<b>8</b>	<b>40</b>														
	<p><b>Figure 1.1</b></p> <p><b>Availability of food grains</b></p> 																

	<p>The empirical data collected by the MI team during the survey shows that 32 visited schools of the district had buffer stock available with them. The supply chain of foodgrains is comprised as follows: MP State Civil Supply Corp. Ltd. → Local Grain Market → Lead Committee → Public Distribution System (PDS) → Self Help Groups (SHG).</p>																
	<p><b>ii) Whether food grains are delivered in school in time by the lifting agency?</b></p>																
	<p>31 schools reported receipt of food grains on time.</p>																
	<p><b>iii) If lifting agency is not delivering the food grains at school how the food grains is transported up to school level?</b></p>																
	<p>At 19 visited schools, food grains were not delivered up to their door steps.</p>																
	<p><b>iv) Whether the food grains are of Grade A quality?</b></p>																
	<p>Surprisingly, at 30 visited schools, bad quality foodgrains were found. Special cases where the quality of grains was worst:</p> <ul style="list-style-type: none"> <li>• Govt. Girls upper primary School Betma (Depalpur)</li> <li>• Govt. Hindi Primary School Bavaliyakhedi (Sanwer)</li> <li>• Govt. Boys Primary School Mangliya (Sanwer)</li> </ul>																
	<p><b>v) Whether food grains are released to school after adjusting the unspent balance of the previous month?</b></p>																
	<p>In 31 visited schools it was seen that the food grains were released to schools after adjusting the unspent balance of previous month.</p>																
<b>2.</b>	<p><b><u>Timely release of funds :</u></b></p>																
	<p><b>i) Whether State is releasing funds to District / block / school on regular basis in advance? If not,</b></p>																
	<p style="text-align: center;"><b>Table 2.1</b> <b>State is releasing funds to District / block / school on regular basis in advance</b></p> <table border="1" style="width: 100%; border-collapse: collapse;"> <thead> <tr> <th style="text-align: left;">School Category</th> <th style="text-align: center;">Yes</th> <th style="text-align: center;">No</th> <th style="text-align: center;">Total</th> </tr> </thead> <tbody> <tr> <td>Primary</td> <td style="text-align: center;">17</td> <td style="text-align: center;">1</td> <td style="text-align: center;">18</td> </tr> <tr> <td>Upper Primary</td> <td style="text-align: center;">21</td> <td style="text-align: center;">1</td> <td style="text-align: center;">22</td> </tr> <tr> <td><b>Total</b></td> <td style="text-align: center;"><b>38</b></td> <td style="text-align: center;"><b>2</b></td> <td style="text-align: center;"><b>40</b></td> </tr> </tbody> </table>	School Category	Yes	No	Total	Primary	17	1	18	Upper Primary	21	1	22	<b>Total</b>	<b>38</b>	<b>2</b>	<b>40</b>
School Category	Yes	No	Total														
Primary	17	1	18														
Upper Primary	21	1	22														
<b>Total</b>	<b>38</b>	<b>2</b>	<b>40</b>														
	<p>It is the duty of the state to give funds for MDM to schools. According to the survey data 38 schools acknowledged to the receipt of funds on time. List of exclusions:</p> <ul style="list-style-type: none"> <li>• Govt. Girls Primary School Machal (Depalpur)</li> <li>• Govt. Girls upper primary School Machal (Depalpur)</li> </ul>																
	<p><b>a) Period of delay in releasing funds by State to district.</b></p>																
	<p>Nil.</p>																
	<p><b>b) Period of delay in releasing funds by District to block / schools.</b></p>																
	<p>2 visited schools reported a delay of 3 months in the release of funds from district. On enquiry the cooking agency revealed that they have not been provided fund</p>																

	from the district.																
	<b>c) Period of delay in releasing funds by block to schools.</b>																
	Nil.																
	<b>ii) Any other observations.</b>																
	Nil.																
<b>3.</b>	<b>Availability of Cooking Cost:</b>																
	<b>i) Whether school / implementing agency has receiving cooking cost in advance regularly?</b>																
	<b>Table 3.1</b> <b>School / implementing agency has receiving cooking cost in advance regularly</b>																
	<table border="1" style="width: 100%; border-collapse: collapse;"> <thead> <tr> <th style="width: 30%;">School Category</th> <th style="width: 15%;">Yes</th> <th style="width: 15%;">No</th> <th style="width: 15%;">Total</th> </tr> </thead> <tbody> <tr> <td>Primary</td> <td style="text-align: center;">17</td> <td style="text-align: center;">1</td> <td style="text-align: center;">18</td> </tr> <tr> <td>Upper Primary</td> <td style="text-align: center;">21</td> <td style="text-align: center;">1</td> <td style="text-align: center;">22</td> </tr> <tr> <td><b>Total</b></td> <td style="text-align: center;"><b>38</b></td> <td style="text-align: center;"><b>2</b></td> <td style="text-align: center;"><b>40</b></td> </tr> </tbody> </table>	School Category	Yes	No	Total	Primary	17	1	18	Upper Primary	21	1	22	<b>Total</b>	<b>38</b>	<b>2</b>	<b>40</b>
School Category	Yes	No	Total														
Primary	17	1	18														
Upper Primary	21	1	22														
<b>Total</b>	<b>38</b>	<b>2</b>	<b>40</b>														
	2 out of 40 schools/ implementing agencies were not receiving cooking costs in advance regularly. Namely: <ul style="list-style-type: none"> <li>• Govt. Girls Primary School Machal (Depalpur)</li> <li>• Govt. Girls upper primary School Machal (Depalpur)</li> </ul>																
	<b>ii) Period of delay, if any, in receipt of cooking cost.</b>																
	2 months delay.																
	<b>iii) In case of non-receipt of cooking cost how the meal is served?</b>																
	SHGs by themselves manage for cooking costs.																
	<b>iv) Mode of payment of cooking cost (Cash / cheque / e-transfer)</b>																
	At all visited schools, cooking cost was paid via e-transfers.																
<b>4.</b>	<b>Availability of Cook-cum-helpers:</b>																
	<b>i) Who engaged Cook-cum-helpers at schools (Department / SMC / VEC / PRI / Self Help Group / NGO / Contractor)?</b>																
	<b>Table 4.1</b> <b>Implementing Agency in the schools</b>																
	<table border="1" style="width: 100%; border-collapse: collapse;"> <thead> <tr> <th style="width: 80%;">Implementing Agency</th> <th style="width: 20%;">No.</th> </tr> </thead> <tbody> <tr> <td>SHG</td> <td style="text-align: center;">32</td> </tr> <tr> <td>NGO</td> <td style="text-align: center;">8</td> </tr> <tr> <td><b>Total</b></td> <td style="text-align: center;"><b>40</b></td> </tr> </tbody> </table>	Implementing Agency	No.	SHG	32	NGO	8	<b>Total</b>	<b>40</b>								
Implementing Agency	No.																
SHG	32																
NGO	8																
<b>Total</b>	<b>40</b>																
	At 32 visited schools, cooks-cum-helpers were engaged by SHGs in-charge. At the remaining 8 schools, NGO engaged them.																
	<b>ii) If cook-cum-helper is not engaged who cooks and serves the meal?</b>																
	Nil.																



<b>iii) Is the number of cooks-cum-helpers engaged in the school as per GoI norms or as per State norms?</b>	
At 33 visited schools, the hired cooks-cum-helpers were as per the norms of the centre or the state.	
<b>iv) Honorarium paid to cooks cum helpers.</b>	
According to the norms of govt. cooks-cum-helpers are paid a monthly honorarium of Rs.1000 each.	
<b>v) Mode of payment to cook-cum-helpers?</b>	
All visited schools were paying cooks-cum-helpers via cheques. It is necessary for all the employees to open a bank account for monetary transactions.	
<b>vi) Is remuneration being paid to cooks cum helpers regular?</b>	
At 4 visited schools, cooks-cum-helpers complained that they were not receiving their remuneration on time.	
<b>vii) Social Composition of cooks cum helpers? (SC/ST/OBC/Minority)</b>	
Social Composition of cooks cum helpers-	
<b>Category</b>	<b>Cooks/Helpers</b>
SC	9
ST	7
OBC	35
Minority	4
General	13
<b>Total</b>	<b>68</b>
<b>viii) Is there any training module for cook-cum-helpers?</b>	
Only 12 visited schools had training modules for cooks-cum-helpers.	
<b>ix) Whether training has been provided to cook-cum-helpers?</b>	
At 15 visited schools cooks-cum-helpers had undergone training for 2 days at JSK & Aganwadi.	
<b>x) In case the meal is prepared and transported by the Centralized kitchen / NGO, whether cook-cum-helpers have been engaged to serve the meal to the children at school level.</b>	
The detail of Centralised Kitchen is as follows:-	
<ul style="list-style-type: none"> <li>• Name: Naandi Foundation, Hawa Bangla, Indore</li> <li>• MDM Supply Started- 2006</li> <li>• Schools being catered: 365</li> <li>• Children being served: 29,723</li> <li>• Total Employees: 46</li> <li>• Infrastructure: <ul style="list-style-type: none"> <li>○ Kitchen area: 66,000Sq. Ft.</li> <li>○ Water Source – Tap</li> <li>○ Fuel – LPG/Diesel</li> <li>○ Food Packed- Steel &amp; Plastic Cans, Plastic Boxes</li> </ul> </li> </ul>	

<ul style="list-style-type: none"> <li>○ Food transportation- Pick-up Trucks</li> <li>○ Menu on the day of visit- Mix veg, Mix Dal, Roti and Puri</li> <li>○ MI Observation for Chapati (Roti): Quality was very poor (Student dislike)</li> </ul> <p>Overall Infrastructure Quality: Fair (based upon physical observation of cooking, storage, cleanliness, etc.)</p>
<b>xi) Whether health check-up of cook-cum-helpers has been done?</b>
At 14 schools, cooks-cum-helpers had undergone health check-up.

**5. Regularity in Serving Meal**

**i) Whether the school is serving hot cooked meal daily? If there was interruption, what was the extent and reasons for the same?**

**Table 5.1**  
**Regular serving of hot cooked meal daily**

School Category	Yes	No	Total
Primary	18	0	18
Upper Primary	22	0	22
<b>Total</b>	<b>40</b>	<b>0</b>	<b>40</b>

**Upper Primary School Gajinda (Block Mhow)**



**Regular serving of hot cooked meal daily**

Yes, hot cooked meals were served in all the visited 40 schools daily.

**6. Quality & Quantity of Meal**

Feedback from children on

i) Quality of meal

**Table 6.1  
Quality of Meal**

Quality Level	Quality of Meal		
	Primary	Upper Primary	Total
Satisfied	13	17	30
Unsatisfied	5	5	10
<b>Total</b>	18	22	40

**Govt. Hindi Girls Upper Primary School No.19 Indore (Block, Indore)**



**Poor quality of Chapati/Roti**



**MI Team checking quality of chapatti/Roti**  
(Govt. Upper Primary School No.51 Indore)

At 30 visited schools, students were satisfied with the quality of meal provided to them.

List of Schools- Reason for unsatisfaction -

<b>Name of Schools</b>	<b>Block</b>	<b>Reason for unsatisfaction</b>
Govt. Upper Primary School No.51 Indore	Indore-2	Chapati is not good
Govt. Upper Primary School No.14 Indore	Indore	Chapati is not good
Govt. Urdu Upper Primary School No.04 Mhow	Mhow	Chapati is not good
Govt. Girls Primary School Mhow	Mhow	Insects in food
Govt. Girls Upper Primary School Mhow	Mhow	Mid Day meal quality is very bad
Govt. Hindi Primary School No.19 Indore	Indore	Chapati is not good
Govt. Hindi Girls Upper Primary School No.19 Indore	Indore	Chapati is not good
Govt. Primary School Lalakheda	Sanwer	Mid Day Meal quality & Cleanlinss is poor
Govt. Girls Upper Primary School Dhannd	Depalpur	Mid Day Meal quality is too bad & Untensil are less



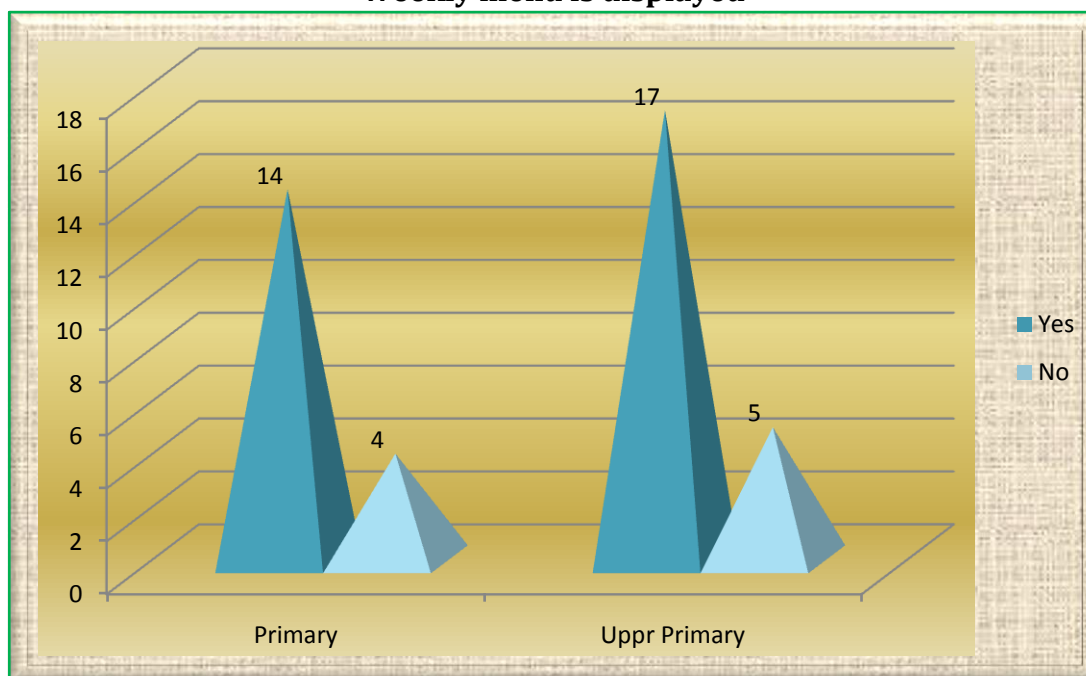
Govt. Girls Upper Primary School Ahliya Ashram Indore	Indore	Mid Day Meal quality is not good, Chapati is not good
<b>ii) Quantity of meal</b>		
<b>Table 6.2 Quantity of Meal</b>		
<b>Quantity Level</b>	<b>Quantity of Meal</b>	
	<b>Primary</b>	<b>Upper Primary</b>
Satisfied	18	20
Unsatisfied	0	2
<b>Total</b>	18	22
<b>Total</b>	40	
At 38 visited schools, students were satisfied with the quantity of meal provided to them.		
<b>iii) Quantity of pulses used in the meal per child.</b>		
At 34 visited schools, students were satisfied with the quantity of pulses used in meal per child.		
<b>iv) Quantity of green leafy vegetables used in the meal per child.</b>		
At 33 visited schools, students were satisfied with the quantity of green leafy vegetables used in meal per child.		
<b>v) Whether double fortified salt is used?</b>		
On the basis of physical observation, it can be comprehended that everywhere, in all the schools double fortified/iodized salt is used in cooking meals.		
<b>vi) Acceptance of the meal amongst the children.</b>		
At 33 visited schools, children accept the meals given to them.		
<b>vii) Method / Standard gadgets / equipment for measuring the quantity of food to be cooked and served. {Please give reasons and suggestions to improve, if children were not happy.}</b>		
Only 19 out of 40 visited schools were making use of methods / standard gadgets / equipments for measuring the quantity of food to be cooked and served per child.		
<b>7.</b>	<b><u>Variety of Menu:</u></b>	
<b>i) Who decides the menu?</b>		
All visited schools follow the menu as given by GoMP.		

**ii) Whether weekly menu is displayed at a prominent place noticeable to community,**

**Table 7.1**  
**Weekly menu is displayed**

School Category	Yes	No	Total
Primary	14	4	18
Upper Primary	17	5	22
<b>Total</b>	<b>31</b>	<b>9</b>	<b>40</b>

**Figure 2.1**  
**Weekly menu is displayed**



At 31 visited schools the weekly menu was displayed at a prominent place noticeable to the community

**iii) Is the menu being followed uniformly?**

28 visited schools of Indore District are following the weekly menu uniformly.

Reasons given by the remaining schools for not following the menu are:


- Unavailability in local market: 5 schools
- Disliked by children: 4 schools
- Costly items: 5 schools

**iv) Whether menu includes locally available ingredients?**

Only 21 visited schools emphasized over using locally available ingredients.



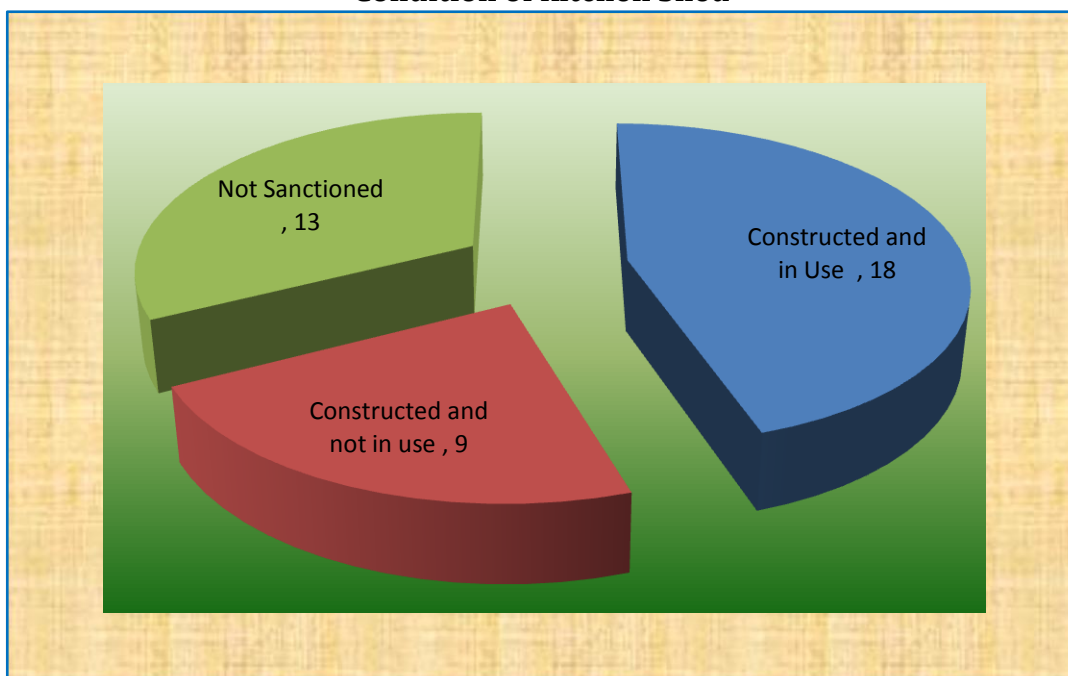
	<p><b>v) Whether menu provides required nutritional and calorific value per child?</b></p> <p>At 25 visited schools (12 P &amp; 13 M), it was reported that the given meals were providing the students with sufficient nutrition and energy.</p>																
<b>8.</b>	<p><b><u>i) Display of Information under Right to Education Act, 2009 at the school level at prominent place:</u></b></p> <p><b>a) Quantity and date of food grains received</b></p> <p>At only 12 schools, a board was found displaying the quantity and date of foodgrains received.</p> <p><b>b) Balance quantity of food grains utilized during the month.</b></p> <p>At only 9 schools, a board was found displaying the balance quantity of foodgrains utilized during the month.</p> <p><b>c) Other ingredients purchased, utilized</b></p> <p>At only 9 schools, a board was found displaying the information related to other ingredients purchased and utilized.</p> <p><b>d) Number of children given MDM</b></p> <p>At 20 visited schools, a display was found showing the number of children being given MDM.</p> <p><b>e) Daily menu</b></p> <p>At 30 visited schools, the daily menu of MDM was displayed on the walls.</p> <p><b>ii) Display of MDM logo at prominent place preferably outside wall of the school.</b></p> <p>Only 8 visited schools had the logo of MDM displayed at a prominent place.</p>																
<b>9.</b>	<p><b><u>Trends:</u></b></p> <p><b>Extent of variation (As per school records vis-à-vis Actual on the day of visit).</b></p> <p><b>i) Enrolment</b></p> <p style="text-align: center;"><b>Table 9.1</b> <b>Number of children enrolled in schools</b></p> <table border="1" style="margin-left: auto; margin-right: auto;"> <thead> <tr> <th style="text-align: center;">School Category</th> <th style="text-align: center;">Urban Sum</th> <th style="text-align: center;">Rural Sum</th> <th style="text-align: center;">Total Sum</th> </tr> </thead> <tbody> <tr> <td style="text-align: center;">Primary</td> <td style="text-align: center;">1113</td> <td style="text-align: center;">868</td> <td style="text-align: center;">1981</td> </tr> <tr> <td style="text-align: center;">Upper Primary</td> <td style="text-align: center;">1392</td> <td style="text-align: center;">1261</td> <td style="text-align: center;">2653</td> </tr> <tr> <td style="text-align: center;">Total</td> <td style="text-align: center;">2505</td> <td style="text-align: center;">2129</td> <td style="text-align: center;">4634</td> </tr> </tbody> </table> <p>A total of 4634 children were enrolled in the 18 primary and 22 upper primary schools of Indore district. Of these 2505 (1113 P + 1392 M) were from urban regions (18 schools) and 2129 (868 P + 1261 M) were from rural regions (22 schools).</p> <p><b>ii) No. of children present on the day of the visit.</b></p> <p>The MI team in their visits to schools recorded a total number of 3400 children present; 1758 out of 2505 in urban and 1642 out of 2129 in rural regions.</p>	School Category	Urban Sum	Rural Sum	Total Sum	Primary	1113	868	1981	Upper Primary	1392	1261	2653	Total	2505	2129	4634
School Category	Urban Sum	Rural Sum	Total Sum														
Primary	1113	868	1981														
Upper Primary	1392	1261	2653														
Total	2505	2129	4634														

<p><b>iii) No. of children availing MDM as per MDM Register.</b></p>
<p>As per the MDM registers 3100 out of 4634 of the total enrolled students were availing the MDM facility in the visited schools.</p>
<p><b>iv) No. of children actually availing MDM on the day of visit as per head count.</b></p>
<p>2864 enrolled students out of 3100 were actually found to be having MDM on the days of visit. 1420 (661 P + 759 M) were urban and 1444 (605 P + 839 M) were rural.</p>
<p><b>10. Social Equity :</b></p>
<p><b>i) What is the system of serving and seating arrangements for eating?</b></p>
<p style="text-align: center;"><b>Govt. Primary School Lalakheda (Block, Sanwer)</b></p>  <p style="text-align: center;"><b>Children were made to sit in a queue while eating</b></p>
<p>In 37 out of 40 visited schools, it was seen that cooks-cum-helpers were serving the children. In 34 schools, children were made to sit in a queue while eating. At rest 6 schools children were sitting in small-small groups or in a disorderly manner. The children were found eating on open space.</p>
<p><b>ii) Did you observe any gender or caste or community discrimination in cooking or serving or seating arrangements?</b></p>
<p>No.</p>
<p><b>iii) The name of the school where discrimination found of any kind may be</b></p>

	<b>mentioned in the main body of the report along with date of visit.</b>
	NA.
	<b>iv) If any kind of social discrimination is found in the school, comments of the team may be given in the inspection register of the school.</b>
	Nil.
<b>11.</b>	<b><u>Convergence With Other Schemes:</u></b>
	<b>1. Sarva Shiksha Abhiyan</b>
	The convergence of Mid-day meal scheme with Sarva Shiksha Abhiyan is as follows: <ul style="list-style-type: none"> <li>- The responsibilities of teachers lie in maintaining daily MDM records (found in 32 schools), updating the MDM register (28) and checking the quality of MDM (21).</li> <li>- The responsibility of coordinators is to give information of sudden closing of MDM to CEOs within 24 hours (observed in 28 visited schools).</li> <li>- An important responsibility of coordinator is to regularly inspect and Monitor MDM activity in schools (observed in 31 visited schools).</li> </ul>
	<b>2. School Health Programme</b>
	<b>i) Is there school Health Card maintained for each child?</b>
	School health cards being up-to-date were found at only 4 primary and 9 upper primary schools out of the 40 visited schools (13 totals).
	<b>ii) What is the frequency of health check-up?</b>
	At 30 schools (out of 40 visited), students had health check-up within last one year. Out of those 30 schools, only 1 have monthly check-ups, 8 have half yearly, 17 have yearly and 4 have irregularly. At Govt. Girls upper primary School Dhannd (Depalpur), health department has not visited since last 3 years for health check-up.
	<b>iii) Whether children are given micronutrients (Iron, folic acid, vitamin - A dosage) and de-worming medicine periodically?</b>
	The situation in Indore district is not good, out of the 40 schools surveyed, 22 schools' children received iron dosage, only 16 received folic acid, 22 received Vit-A and only 16 received de-worming medicines on time.
	<b>iv) Who administers these medicines and at what frequency?</b>
	All the schools of Indore district are supervised by the health department for the medicines. At 14 visited schools the administration of medicines was found irregular or nil. Just 4 schools reported to have monthly administration, 5 half-yearly and 17 schools annually.
	<b>v) Whether height and weight record of the children is being indicated in the school health card.</b>
	The height and weight records of children were found in the school health card at only 10 of the visited schools (3 primaries & 7 upper primaries).

	<b>vi) Whether any referral during the period of monitoring.</b>												
	Nil.												
	<b>vii) Instances of medical emergency during the period of monitoring.</b>												
	Nil.												
	<b>viii) Availability of the first aid medical kit in the schools.</b>												
	Only 17 visited schools were having first-aid kits available.												
	<b>ix) Dental and eye check-up included in the screening.</b>												
	10 primary and 12 upper primary schools, out of the 40 visited schools, had done dental and eye check-up of students during screening (total 22).												
	<b>x) Distribution of spectacles to children suffering from refractive error.</b>												
	Only at 2 primary and 3 upper primary schools (total 5 out of the 40 visited) spectacles were provided to children suffering from refractive error.												
	<b>2. Drinking Water and Sanitation Programme</b>												
	<b>i) Whether potable water is available for drinking purpose in convergence with drinking water and sanitation programme.</b>												
	Potable water for drinking purpose was available at only 18 visited schools (in convergence with drinking water and sanitation programme).												
	<b>3. MPLAD / MLA Scheme</b>												
	Nil.												
	<b>4. Any Other Department / Scheme.</b>												
	2 schools; Govt. Girls Primary School Darawra, Govt. Upper Primary School Darawra (Depalpur) received funds from SBI Bank for Water Purifier & Fans.												
<b>12.</b>	<b><u>Infrastructure:</u></b>												
	<b>1. Kitchen-cum-Store</b>												
	<b>a) Is a pucca kitchen shed-cum-store</b>												
	<b>Table 12.1</b>												
	<b>Condition of kitchen Shed</b>												
	<table border="1" style="width: 100%; border-collapse: collapse;"> <thead> <tr> <th style="width: 70%; text-align: center;">Condition of kitchen Shed</th> <th style="width: 30%; text-align: center;">Number of schools</th> </tr> <tr> <td></td> <th style="text-align: center;">No.</th> </tr> </thead> <tbody> <tr> <td>Constructed and in use</td> <td style="text-align: center;">18</td> </tr> <tr> <td>Constructed and not in use</td> <td style="text-align: center;">9</td> </tr> <tr> <td>Not sanctioned</td> <td style="text-align: center;">13</td> </tr> <tr> <td><b>Total</b></td> <td style="text-align: center;"><b>40</b></td> </tr> </tbody> </table>	Condition of kitchen Shed	Number of schools		No.	Constructed and in use	18	Constructed and not in use	9	Not sanctioned	13	<b>Total</b>	<b>40</b>
Condition of kitchen Shed	Number of schools												
	No.												
Constructed and in use	18												
Constructed and not in use	9												
Not sanctioned	13												
<b>Total</b>	<b>40</b>												

**Figure 3.1**  
**Condition of kitchen Shed**



**i) Constructed and in use**

31 visited schools had *pucca* kitchen and was being used for cooking purposes.

**ii) Under which Scheme Kitchen-cum-store constructed -MDM/SSA/Others**

At 10 visited schools kitchen sheds were constructed under SSA scheme and at 14 schools under MDM scheme.

**iii) Constructed but not in use (Reasons for not using)**

9 visited schools were such that had the kitchen constructed but were not using them. Reason: Prepared meals were procured from the centralized kitchen in Indore urban and in other schools, SHG prepared at their own places.

**iv) Under construction**

None.

**v) Sanctioned, but construction not started**

None.

**vi) Not sanctioned**

13 schools were such where funds for kitchen have not been sanctioned yet.

**b) In case the pucca kitchen-cum-store is not available, where is the food being cooked and where the food grains /other ingredients are being stored?**

In such case, for 6 schools meals were prepared in school itself, for 8 by SHG and for other 8 by centralized kitchen.

At 24 places it was seen that SHG had taken the responsibility of storing food grains, 8 stored in school itself and remaining 8 at any other place.
<b>c) Kitchen-cum-store in hygienic condition, properly ventilated and away from classrooms.</b>
During monitoring of 40 schools by the MI team, only 18 schools' kitchen-cum-store was found in hygienic condition, 16 schools' were properly ventilated and 16 schools had their kitchen away from classrooms.
<b>d) Whether MDM is being cooked by using firewood or LPG based cooking?</b>
Majority of the visited schools (24) use firewood for cooking meals, rest (16 schools) use LPG.
<b>e) Whether on any day there was interruption due to non-availability of firewood or LPG?</b>
At 1 school interruption in serving meals due to unavailability of fuel was recorded.
<b><u>2. Kitchen Devices:</u></b>
<b>i) Whether cooking utensils are available in the school?</b>
Only 21 visited schools have sufficient utensils available for cooking.
<b>ii) Source of funding for cooking and serving utensils - Kitchen Devices fund / MME / Community contribution / others.</b>
At 28 visited schools, cooking and serving utensils were funded under kitchen devices fund, at 4 under MME scheme, at only 1 under community contribution and at 7 by centralized kitchen.
<b>iii) Whether eating plates etc. are available in the school?</b>
22 visited schools have sufficient number of plates available for all children.
<b>iv) Source of funding for eating plates - MME / Community contribution / others?</b>
37 visited schools received plates under MME fund and remaining 3 received from community contribution.
<b><u>3. Availability of storage bins:</u></b>
<b>i) Whether storage bins are available for food grains? If yes, what is the source of their procurement?</b>
At only 22 visited schools, storage bins were available for storing the food grains.
<b><u>4. Toilets in the school:</u></b>
<b>i) Is separate toilet for boys and girls available?</b>
23 schools (11 primary + 12 upper primary ) didn't have separate toilets for boys and girls.
<b>ii) Are toilets usable?</b>
Upon the physical observation made by the MI team, toilets at only 23 visited schools were seen to be in usable condition (11 primary + 12 upper primary).
<b><u>1. Availability of potable water:</u></b>
<b>i) Is Tap water / tube well / hand pump / well / jet pump available?</b>



	35 visited schools have access to potable water. Mainly hand-pumps (15) and tube-wells (15) are the source of water. Other sources include taps (6).																
	<b>ii) Any other source</b>																
	No.																
	<b>2. <u>Availability of fire extinguishers:</u></b>																
	Only at 2 schools (out of the 40 visited), fire extinguishers were available.																
	<b>3. <u>IT infrastructure available at School level:</u></b>																
	<b>i) Number of computers available in the school (if any)</b>																
	Only 5 out of 22 Upper Primary schools had computer facility for the students. 1 school had 2 computers and rest 4 had 1 each.																
	<b>ii) Availability of internet connection (If any).</b>																
	2 out of 5 schools with computer facility had internet connection.																
	<b>iii) Using any IT / IT enabled services based solutions / services (e-learning etc.) (if any)</b>																
	1 school out of 5 was making use of IT enable services to assist in teaching.																
<b>13.</b>	<b><u>Safety &amp; Hygiene:</u></b>																
	<b>i) General Impression of the environment, Safety and hygiene:</b>																
	In the 40 schools visited for assessing environment, safety & hygiene conditions, the MI team made the following observations:- Environment - very good (5), good (14), fair (17) and poor (4). Safety - very good (5), good (14), fair (13) and poor (8). Hygiene - very good (5), good (12), fair (16) and poor (7).																
	<b>ii) Are children encouraged to wash hands before and after eating</b>																
	<b>Table 13.1</b> <b>Children encouraged washing hands before and after eating</b>																
	<table border="1" style="width: 100%; border-collapse: collapse;"> <thead> <tr> <th style="text-align: left;">School Category</th> <th style="text-align: center;">Yes</th> <th style="text-align: center;">No</th> <th style="text-align: center;">Total</th> </tr> </thead> <tbody> <tr> <td>Primary</td> <td style="text-align: center;">17</td> <td style="text-align: center;">1</td> <td style="text-align: center;">18</td> </tr> <tr> <td>Upper Primary</td> <td style="text-align: center;">21</td> <td style="text-align: center;">1</td> <td style="text-align: center;">22</td> </tr> <tr> <td><b>Total</b></td> <td style="text-align: center;"><b>38</b></td> <td style="text-align: center;"><b>2</b></td> <td style="text-align: center;"><b>40</b></td> </tr> </tbody> </table>	School Category	Yes	No	Total	Primary	17	1	18	Upper Primary	21	1	22	<b>Total</b>	<b>38</b>	<b>2</b>	<b>40</b>
School Category	Yes	No	Total														
Primary	17	1	18														
Upper Primary	21	1	22														
<b>Total</b>	<b>38</b>	<b>2</b>	<b>40</b>														
	It was observed in 38 visited schools by the MI team that students were asked to wash hands before and after meals at all the schools.																
	<b>iii) Do the children take meals in an orderly manner?</b>																
	At 36 visited schools, the students were seen taking meals in an orderly manner.																
	<b>iv) Conservation of water?</b>																
	Students at 33 visited schools were encouraged to conserve water.																
	<b>v) Is the cooking process and storage of fuel safe, not posing any fire hazard?</b>																
	Cooking process was not safe at 8 schools and storage of fuel possessed fire hazard at 10 schools.																

<b>14.</b>	<p><b><u>Community Participation:</u></b></p> <p><b>i) Extent of participation by Parents / SMC / VEC / Panchayat / Urban bodies in daily supervision and monitoring.</b></p> <p>No participation in any form was seen:</p> <ul style="list-style-type: none"> <li>- by parents at 18 schools;</li> <li>- by SMS members at 15 schools;</li> <li>- by Panchayat members/ urban bodies at 21 schools.</li> </ul> <p><b>ii) Is any roster of community members being maintained for supervision of the MDM?</b></p> <p style="text-align: center;"><b>Table 14.1</b> <b>Mother Roster available at School level</b></p> <table border="1" style="width: 100%; border-collapse: collapse;"> <thead> <tr> <th style="width: 30%;">School Category</th> <th style="width: 15%;">Yes</th> <th style="width: 15%;">No</th> <th style="width: 15%;">Total</th> </tr> </thead> <tbody> <tr> <td>Primary</td> <td style="text-align: center;">9</td> <td style="text-align: center;">9</td> <td style="text-align: center;">18</td> </tr> <tr> <td>Upper Primary</td> <td style="text-align: center;">10</td> <td style="text-align: center;">12</td> <td style="text-align: center;">22</td> </tr> <tr> <td><b>Total</b></td> <td style="text-align: center;"><b>19</b></td> <td style="text-align: center;"><b>21</b></td> <td style="text-align: center;"><b>40</b></td> </tr> </tbody> </table> <p style="text-align: center;"><b>Figure 4.1</b> <b>Mother Roster available at School level</b></p> <p>By observations made, only 19 visited schools had appointed a mother roster and 15 of them were regularly updating her.</p> <p><b>iii) Is there any social audit mechanism in the school?</b></p> <p>19 visited schools have a social audit mechanism. These include – mother roster, MDM inspection register, monthly meeting of SMCs. In the meeting of gram sabha issues related with MDM are also discussed. Apart from these mechanisms Senior</p>	School Category	Yes	No	Total	Primary	9	9	18	Upper Primary	10	12	22	<b>Total</b>	<b>19</b>	<b>21</b>	<b>40</b>
School Category	Yes	No	Total														
Primary	9	9	18														
Upper Primary	10	12	22														
<b>Total</b>	<b>19</b>	<b>21</b>	<b>40</b>														

citizen & Antoyodya Card Holders also test the meal before it is served to students.		
<b>iv) Number of meetings of SMC held during the monitoring period.</b>		
22 visited schools had 1 meeting regarding MDM in last one month.		
<b>v) In how many of these meetings issues related to MDM were discussed?</b>		
Total 22 meetings in the last month took place in the visited schools. The main issues discussed in the SMC meeting :-		
<b>Name of Schools</b>	<b>Block</b>	<b>Issues</b>
Govt. Primary School Nagpur	Sanwer	Mid Day meal Quality
Govt. Upper Primary School Balgara	Sanwer	Mid Day meal Quality
Govt. Girls Primary School Darawra	Depalpur	Mid Day meal Quality
Govt. Upper Primary School Darawra	Depalpur	Foodgrains
Govt. Upper Primary School No.51 Indore	Indore-2	Mid Day meal Quality
Govt. Upper Primary School Mangliya	Sanwer	Mid Day meal Quality
Govt. Girls Primary School Betma	Depalpur	Mid Day meal Cleanliness
Govt. Primary School Harsola	Mhow	Mid Day meal Quality
Govt. Boys Upper Primary School Harsola	Mhow	Mid Day meal Quantity
Govt. Girls Upper Primary School No.02 Indore	Indore	Mid Day meal Menu
Govt. Girls Primary School Machal	Depalpur	Mid Day meal Quality, Foodgrains
Govt. Girls Primary School Mhow	Mhow	Mid Day meal Quality
Govt. Hindi Primary School No.19 Indore	Indore	Mid Day meal Quality
Govt. Hindi Girls Upper Primary School No.19 Indore	Indore	Mid Day meal Quality
Govt. Primary School Lalakheda	Sanwer	Mid Day meal Menu
Govt. Girls Primary School Dhannd	Depalpur	Mid Day meal Setting arrangement
Govt. Primary School SchoolGajinda	Mhow	Hand Wash
Govt. Upper Primary School Gajinda	Mhow	Hand Wash
Govt. Primary School No.32 Pologround Indore	Indore	Mid Day meal Quality
Govt. Girls Upper Primary School Ahliya Ashram Indore	Indore	Mid Day meal Quality
Govt. Girls Upper Primary School Betma (KGBV)	Depalpur	Mid Day meal Quality
Govt. Hindi Girls Upper Primary School Choral (KGBV)	Mhow	Mid Day meal Quality

<b>15.</b>	<b><u>Inspection &amp; Supervision:</u></b>																
	<p><b>i) Is there any Inspection Register available at school level?</b></p> <p style="text-align: center;"><b>Table 15.1</b> <b>Inspection Register (MDM) available at school level</b></p> <table border="1" data-bbox="256 544 1391 748"> <thead> <tr> <th>School Category</th> <th>Yes</th> <th>No</th> <th>Total</th> </tr> </thead> <tbody> <tr> <td>Primary</td> <td>16</td> <td>2</td> <td>18</td> </tr> <tr> <td>Upper Primary</td> <td>16</td> <td>6</td> <td>22</td> </tr> <tr> <td><b>Total</b></td> <td><b>32</b></td> <td><b>8</b></td> <td><b>40</b></td> </tr> </tbody> </table> <p>At 8 visited schools MDM inspection register was <b>not</b> found.</p> <p><b>ii) Whether school has received any funds under MME component?</b></p> <p>24 visited schools received funds under MME component.</p> <p><b>iii) Whether State / District / Block level officers / officials inspecting the MDM Scheme?</b></p> <p>Out of the 40 visited schools;</p> <ul style="list-style-type: none"> <li>• 4 primary &amp; 4 upper primary schools were inspected by state level officers.</li> <li>• 10 primary &amp; 10 upper primary schools were inspected by district level officers.</li> <li>• 11 primary &amp; 11 upper primary schools were inspected by block level officers.</li> </ul> <p><b>iv) The frequency of such inspections?</b></p> <p>Out of the 40 visited schools;</p> <ul style="list-style-type: none"> <li>• 2 primary &amp; 2 upper primary schools were inspected within last 1 -3 months by state level officers.</li> <li>• 10 primary &amp; 10 upper primary schools were inspected within last 1-2 month by district level officers.</li> <li>• 11 primary &amp; 11 upper primary schools were inspected within last 2-3 months by block level officers.</li> </ul>	School Category	Yes	No	Total	Primary	16	2	18	Upper Primary	16	6	22	<b>Total</b>	<b>32</b>	<b>8</b>	<b>40</b>
School Category	Yes	No	Total														
Primary	16	2	18														
Upper Primary	16	6	22														
<b>Total</b>	<b>32</b>	<b>8</b>	<b>40</b>														
<b>16.</b>	<b><u>Impact:</u></b>																
	<p><b>i) Has the mid-day meal improved the enrolment, attendance, retention of children in schools?</b></p> <p>The survey data collected by the MI team shows an improvement in attendance, enrolment and retention of students at 18, 22 and 40 schools respectively.</p> <p><b>ii) Whether mid-day meal has helped in improvement of the social harmony?</b></p> <p>In 30 visited schools, the teachers noted improvement in social harmony post implementation of MDM program.</p> <p><b>iii) Whether mid-day meal has helped in improvement of the nutritional status of the children?</b></p>																

	At 28 visited schools (14 P + 14 M), improvement in the nutritional status of children has been noted after the implementation of MDM.
	<b>iv) Is there any other incidental benefit due to serving of meal in schools?</b>
	12 out of 40 visited schools witnessed at least one incidental benefit of serving meals in schools.
<b>17.</b>	<b>Grievance Redressal Mechanism :</b>
	<b>i) Is any grievance redressal mechanism in the district for MDMS?</b>
	After discussing with the district level MDM wing officer, it was recorded that 38 visited schools in the district had grievance redressal mechanism.
	<b>ii) Whether the district / block / school having any toll-free number?</b>
	MI team recorded in Indore district that 36, 16 and 15 schools had a toll-free number at district, block and school level respectively for MDM related query/feedback.

**Table 1.1**  
**Name & category of the school visited by MI Team**

S. No.	Name of School	Block	DISE code
1	Govt. Primary School Nagpur	Sanwer	2326-0402603
2	Govt. Upper Primary School Balgara	Sanwer	2326-0403001
3	Govt. Girls Primary School Darawra	Depalpur	2326-0309802
4	Govt. Upper Primary School Darawra	Depalpur	2326-0309803
5	Govt. Upper Primary School No.51 Indore	Indore-2	2326-0101601
6	Govt. Upper Primary School Badodiya Khan	Sanwer	2326-0408201
7	Govt. Primary School Baigram	Mhow	2326-0212802
8	Govt. Upper Primary School Baigram	Mhow	2326-0212801
9	Govt. Primary School No.69 Indore	Indore	2326-0105801
10	Govt. Upper Primary School No.14 Indore	Indore	2326-0105804
11	Govt. Boys Primary School Mangliya	Sanwer	2326-0409804
12	Govt. Upper Primary School Mangliya	Sanwer	2326-0409801
13	Govt. Girls Primary School Betma	Depalpur	2326-0314214
14	Govt. Primary School Harsola	Mhow	2326-0202501
15	Govt. Boys Upper Primary School Harsola	Mhow	2326-0202502
16	Govt. Primary School No.70 Indore	Indore	2326-0105803
17	Govt. Girls Upper Primary School No.02 Indore	Indore	2326-0105802
18	Govt. Girls Primary School Machal	Depalpur	2326-0325303
19	Govt. Girls Upper Primary School Machal	Depalpur	2326-0315302

20	Govt. Urdu Upper Primary School No.04 Mhow	Mhow	2326-0313804
21	Govt. Girls Primary School Mhow	Mhow	2326-0213808
22	Govt. Girls Upper Primary School Mhow	Mhow	2326-0213806
23	Govt. Hindi Primary School No.19 Indore	Indore	2326-0105704
24	Govt. Hindi Girls Upper Primary School No.19 Indore	Indore	2326-0102901
25	Govt. Primary School Lalakheda	Sanwer	2326-0408101
26	Govt. Hindi Primary School Bavaliya khedi	Sanwer	2326-0408002
27	Govt. Hindi Upper Primary School Bavaliya khedi	Sanwer	2326-0408001
28	Govt. Girls Primary School Dhannd	Depalpur	2326-0309502
29	Govt. Girls Upper Primary School Dhannd	Depalpur	2326-0309507
30	Govt. Primary School School Gajinda	Mhow	2326-0212902
31	Govt. Upper Primary School Gajinda	Mhow	2326-0212901
32	Govt. Primary School No.32 Pologround Indore	Indore	2326-0102808
33	Govt. Girls Upper Primary School Ahliya Ashram Indore	Inore	2326-0102813
34	Govt. Boys Primary School Ambachandan	Mhow	2326-0202705
35	Govt. Upper Primary School Ambachandan	Mhow	2326-0202702
36	Govt. Navin Primary School Rajendr Nagar Indore	Indore	2326-0106944
37	Govt. Girls Upper Primary School Aznod (KGBV)	Sanwer	2326-0402502
38	Govt. Navin Upper Primary School Rajendr Nagar Indore (KGBV)	Indore	2326-0106902
39	Govt. Girls Upper Primary School Betma (KGBV)	Depalpur	2326-0314207
40	Govt. Hindi Girls Upper Primary School Choral (KGBV)	Mhow	2326-0213903



## Jhabua District Profile

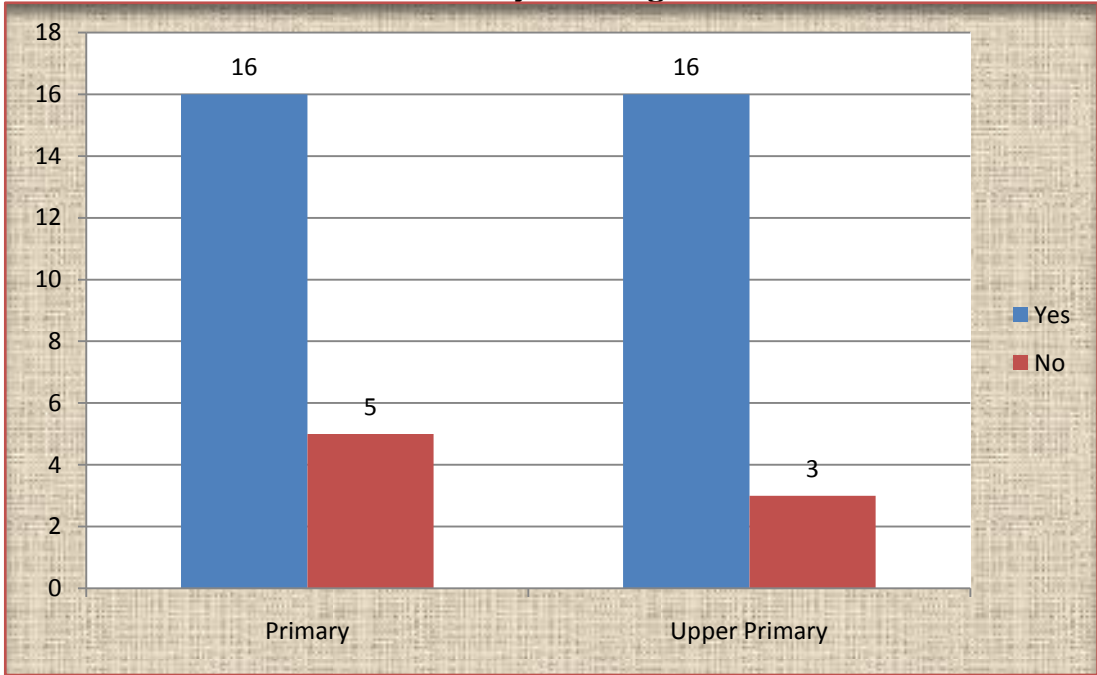


**Jhabua** is a district of Madhya Pradesh state in central India. The town of Jhabua is the administrative headquarters of the district. Jhabua district lies in the western part of Madhya Pradesh. It is surrounded by Panchmahal and Baroda districts of Gujarat, Banswara district of Rajasthan, and Alirajpur, Dhar and Ratlam districts of Madhya Pradesh. It has an area of 3,782 km<sup>2</sup>. The terrain is hilly and undulating. Average rainfall in the district is about 800 mm. The district is divided into five tehsils and six community development blocks. Jhabua district was divided into two parts in May 2008, namely Alirajpur and Jhabua. Alirajpur, Jobat, Udaigarh, Bhabra, Sondawa and Katthiwada are the 6 blocks of new district, Alirajpur. Jhabua district now consists of Jhabua, Meghnagar, Ranapur, Rama, Thandla and Petlawad blocks.

The (M.P. Institute of Social Science Research, Ujjain), is the monitoring institute for Madhya Pradesh State. The MI has undertaken Second Half Yearly monitoring activities for the period of 11.02.2014 to 31.03.2015 for the district- Jhabua)

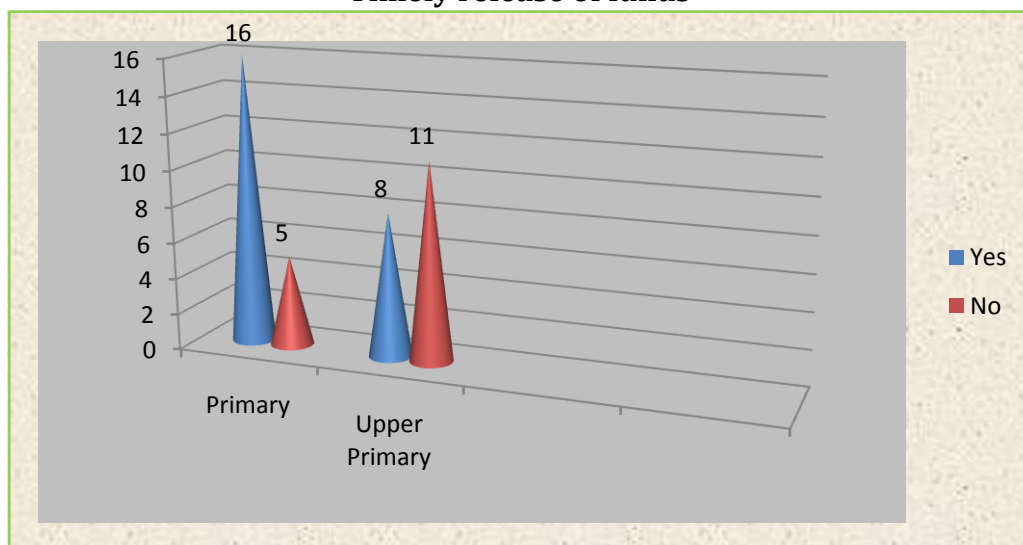
### Mid-Day Meal Scheme

#### 1. At school level

S. No.	Indicators																
1.	<p><b><u>Availability of food grains:</u></b></p> <p><b>i) Whether buffer stock of food grains for one month is available at the school?</b></p> <p style="text-align: center;"><b>Table 1.1</b></p> <p style="text-align: center;"><b>Buffer stock of foodgrains for one month is available at the school</b></p> <table border="1" style="margin-left: auto; margin-right: auto;"> <thead> <tr> <th>School Category</th> <th>Yes</th> <th>No</th> <th>Total</th> </tr> </thead> <tbody> <tr> <td>Primary</td> <td>16</td> <td>5</td> <td>21</td> </tr> <tr> <td>Upper Primary</td> <td>16</td> <td>3</td> <td>19</td> </tr> <tr> <td><b>Total</b></td> <td><b>32</b></td> <td><b>8</b></td> <td><b>40</b></td> </tr> </tbody> </table> <p style="text-align: center;"><b>Figure 1.1</b></p> <p style="text-align: center;"><b>Availability of food grains</b></p>  <p>The empirical data collected by the MI team during the survey shows that 32 visited schools of the district had buffer stock available with them. The supply chain of foodgrains is comprised as follows: MP State Civil Supply Corp. Ltd. → Local Grain Market → Lead Committee → Public Distribution System (PDS) → Self Help Groups (SHG).</p>	School Category	Yes	No	Total	Primary	16	5	21	Upper Primary	16	3	19	<b>Total</b>	<b>32</b>	<b>8</b>	<b>40</b>
School Category	Yes	No	Total														
Primary	16	5	21														
Upper Primary	16	3	19														
<b>Total</b>	<b>32</b>	<b>8</b>	<b>40</b>														

	<p><b>ii) Whether food grains are delivered in school in time by the lifting agency?</b></p> <p>As directed by the state government it is the duty of lifting agency to deliver the food grains from the PDS shops to the schools or to the cooking agency where the MDM is prepared. 34 schools reported to have received the food grains on time.</p> <p><b>iii) If lifting agency is not delivering the food grains at school how the food grains is transported up to school level?</b></p> <p>At 3 visited schools, food grains were not delivered up to their door steps.</p> <p><b>iv) Whether the food grains are of Grade A quality?</b></p> <p>Only 21 out of 40 visited schools had fair average quality (FAQ), Grade-A quality foodgrains.</p> <p><b>v) Whether food grains are released to school after adjusting the unspent balance of the previous month?</b></p> <p>In 34 visited schools it was seen that the food grains were released to schools after adjusting the unspent balance of previous month.</p>																
2.	<p><b><u>Timely release of funds :</u></b></p>																
	<p><b>i) Whether State is releasing funds to District / block / school on regular basis in advance? If not,</b></p> <p style="text-align: center;"><b>Table 2.1</b> <b>State is releasing funds to District / block / school on regular basis in advance</b></p> <table border="1" data-bbox="268 1218 1394 1406"> <thead> <tr> <th>School Category</th> <th>Yes</th> <th>No</th> <th>Total</th> </tr> </thead> <tbody> <tr> <td>Primary</td> <td>16</td> <td>5</td> <td>21</td> </tr> <tr> <td>Upper Primary</td> <td>8</td> <td>11</td> <td>19</td> </tr> <tr> <td><b>Total</b></td> <td>24</td> <td>16</td> <td>40</td> </tr> </tbody> </table>	School Category	Yes	No	Total	Primary	16	5	21	Upper Primary	8	11	19	<b>Total</b>	24	16	40
School Category	Yes	No	Total														
Primary	16	5	21														
Upper Primary	8	11	19														
<b>Total</b>	24	16	40														

**Figure 2.1**  
**Timely release of funds**



It is the duty of the state to give funds for MDM to schools. According to the survey data only 24 schools acknowledged to the receipt of funds on time.

List of schools not getting funds in time:-

Name of School	Block	Period of delay
Govt. Upper Primary School Rotala	Rama	2 Months Late
Govt. Primary School Bakhatpura Para	Rama	2 Months Late
Govt. Primary School Jhayda	Jhabua	1 Month Late
Govt. Upper Primary School Jhayda	Jhabua	1 Month Late
Govt. Navin Upper Primary School Jhnsar	Petlawad	3 Months Late
Govt. Girls Upper Primary School Sarngi	Petlawad	3 Months Late
Govt. Upper Primary Semlpada	Thandla	3 Months Late
Govt. Primary School Kundla	MeghNagar	3 Months Late
Govt. Girls Primary School Thandla	Thandla	3 Months Late
Govt. Boys Primary School Kalidevi	Rama	3 Months Late
Govt. Upper Primary School Nawa Pada	Rama	3 Months Late
Govt. Upper Primary School Narwali	Rama	3 Months Late
Govt. Primary School Baignbadi	Petlawad	2 Months Late
Govt. Navin Upper Primary School Foottalab	MeghNagar	2 Months Late
Govt. Primary School Foottalab	MeghNagar	2 Months Late
Govt. Primary School Jhnsar	Petlawad	2 Months Late

**a) Period of delay in releasing funds by State to district.**

Total 8 visited schools reported a delay of 1-3 months in the release of funds from

	state to district.																
	<b>b) Period of delay in releasing funds by District to block / schools.</b>																
	Total 8 visited schools reported a delay of 2-3 months in the release of funds from district to block/ schools.																
	<b>c) Period of delay in releasing funds by block to schools.</b>																
	Nil.																
	<b>ii) Any other observations.</b>																
	Nil.																
<b>3.</b>	<b><u>Availability of Cooking Cost:</u></b>																
	<b>i) Whether school / implementing agency has receiving cooking cost in advance regularly?</b>																
	<p><b>Table 3.1</b></p> <p><b>School / implementing agency has receiving cooking cost in advance regularly</b></p> <table border="1"> <thead> <tr> <th>School Category</th> <th>Yes</th> <th>No</th> <th>Total</th> </tr> </thead> <tbody> <tr> <td>Primary</td> <td>15</td> <td>6</td> <td>21</td> </tr> <tr> <td>Upper Primary</td> <td>12</td> <td>7</td> <td>19</td> </tr> <tr> <td><b>Total</b></td> <td><b>27</b></td> <td><b>13</b></td> <td><b>40</b></td> </tr> </tbody> </table>	School Category	Yes	No	Total	Primary	15	6	21	Upper Primary	12	7	19	<b>Total</b>	<b>27</b>	<b>13</b>	<b>40</b>
School Category	Yes	No	Total														
Primary	15	6	21														
Upper Primary	12	7	19														
<b>Total</b>	<b>27</b>	<b>13</b>	<b>40</b>														
	<p><b>Figure 3.1</b></p> <p><b>Availability of Cooking Cost</b></p>																
	13 out of 40 schools/ implementing agencies were not receiving cooking costs in advance regularly. Govt. upper primary school Kardawad, Petlawad did not receive its cooking funds since 1 year.																
	<b>ii) Period of delay, if any, in receipt of cooking cost.</b>																

List of schools where cooking cost is not received in time-		
<b>Name of School</b>	<b>Block</b>	<b>Period of delay</b>
Govt. Upper Primary School Rotala	Rama	2 Months Late
Govt. Navin Upper Primary School Jhnsar	Petlawad	3 Months Late
Govt. Girls Upper Primary School Sarngi	Petlawad	2 Months Late
Govt. Upper Primary Semlpada	Thandla	3 Months Late
Govt. Primary School Kundla	MeghNagar	3 Months Late
Govt. Girls Primary School Thandla	Thandla	3 Months Late
Govt. Boys Primary School Kalidevi	Rama	3 Months Late
Govt. Primary School Baignbadi	Petlawad	2 Months Late
Govt. Navin Upper Primary School Foottalab	MeghNagar	2 Months Late
Govt. Primary School Foottalab	MeghNagar	2 Months Late
Govt. Upper Primary School Kardawad	Petlawad	1 Year Late
Govt. Girls Upper Primary School Thandla	Thandla	2 Months Late
Govt. Primary School Jhnsar	Petlawad	2 Months Late
<b>iii) In case of non-receipt of cooking cost how the meal is served?</b>		
NA.		
<b>iv) Mode of payment of cooking cost (Cash / cheque / e-transfer)</b>		
At all visited schools, cooking cost was paid via e-transfers.		
<b>4.</b>	<b>Availability of Cook-cum-helpers:</b>	
<b>i) Who engaged Cook-cum-helpers at schools (Department / SMC / VEC / PRI / Self Help Group / NGO / Contractor)?</b>		
<b>Table 4.1</b> <b>Implementing Agency in the schools</b>		
<b>Implementing Agency</b>		<b>No.</b>
SMC		4
Panchayat		2
SHG		34
<b>Total</b>		<b>40</b>
At 34 visited schools, cooks-cum-helpers were engaged by SHGs in-charge. At the remaining 6 schools, SMC and panchayat engaged them.		
<b>ii) If cook-cum-helper is not engaged who cooks and serves the meal?</b>		
Such condition was not found any when.		
<b>iii) Is the number of cooks-cum-helpers engaged in the school as per GOI norms or as per State norms?</b>		
At 33 visited schools, the hired cooks-cum-helpers were as per the norms of the		



	Centre or the State.																
	<b>iv) Honorarium paid to cooks cum helpers.</b>																
	According to the norms of govt. cooks-cum-helpers are paid a monthly honorarium of Rs.1000 each. At all the visited schools, it was a common complaint by the cooks-cum-helpers that their wages are very low and they are incapable of working at the present pay. Hence, they demand an increase in their honorarium.																
	<b>v) Mode of payment to cook-cum-helpers?</b>																
	All the visited schools were paying cooks-cum-helpers via cheques. It is necessary for all the employees to open a bank account for monetary transactions. Zila Panchayat debits money to SMCs bank account and then SMC pay cook-cum-helper via cheques.																
	<b>vi) Is remuneration being paid to cooks cum helpers regular?</b>																
	At 12 visited schools, cooks-cum-helpers complained that they were not receiving their remuneration on time.																
	<b>Vii) Social Composition of cooks cum helpers? (SC/ST/OBC/Minority)</b>																
	The GoMP has ordered to employ women of weaker sections of the society for working in MDM program. In terms of social composition in the 40 visited schools: Out of 113 cooks and helpers, 6 were OBC, 8 SC, 94 ST, 3 General and 2 minorities.																
	<b>viii) Is there any training module for cook-cum-helpers?</b>																
	Only 17 visited schools had training modules for cooks-cum-helpers available.																
	<b>ix) Whether training has been provided to cook-cum-helpers?</b>																
	Only at 16 visited schools cooks-cum-helpers had undergone training. Details of training: 2 days, by Janpad/ Cluster.																
	<b>x) In case the meal is prepared and transported by the Centralized kitchen / NGO, whether cook-cum-helpers have been engaged to serve the meal to the children at school level.</b>																
	Nil.																
	<b>xi) Whether health check-up of cook-cum-helpers has been done?</b>																
	Just at 15 visited schools cooks-cum-helpers have undergone medical check-up.																
<b>5.</b>	<b><u>Regularity in Serving Meal</u></b>																
	<b>i) Whether the school is serving hot cooked meal daily? If there was interruption, what was the extent and reasons for the same?</b>																
	<b>Table 5.1</b> <b>Regular serving of hot cooked meal daily</b>																
	<table border="1" style="width: 100%; border-collapse: collapse;"> <thead> <tr> <th style="text-align: left;">School Category</th> <th style="text-align: center;">Yes</th> <th style="text-align: center;">No</th> <th style="text-align: center;">Total</th> </tr> </thead> <tbody> <tr> <td>Primary</td> <td style="text-align: center;">20</td> <td style="text-align: center;">1</td> <td style="text-align: center;">21</td> </tr> <tr> <td>Upper Primary</td> <td style="text-align: center;">17</td> <td style="text-align: center;">2</td> <td style="text-align: center;">19</td> </tr> <tr> <td><b>Total</b></td> <td style="text-align: center;"><b>37</b></td> <td style="text-align: center;"><b>3</b></td> <td style="text-align: center;"><b>40</b></td> </tr> </tbody> </table>	School Category	Yes	No	Total	Primary	20	1	21	Upper Primary	17	2	19	<b>Total</b>	<b>37</b>	<b>3</b>	<b>40</b>
School Category	Yes	No	Total														
Primary	20	1	21														
Upper Primary	17	2	19														
<b>Total</b>	<b>37</b>	<b>3</b>	<b>40</b>														

**Govt. Upper Primary School Kardawad Badi (Block, Jhabua)**



**Regular serving of hot cooked meal dail**

37 out of 40 visited schools of Jhabua district hot cooked meals are being served daily to students.

List of schools:

- Govt. Primary School Baignbadi, Petlawad
- Govt. Navin Upper Primary School Foottalab, MeghNagar
- Govt. Upper Primary School Negdiya, Jhabua

**6. Quality & Quantity of Meal**


**Feedback from children on**

**i) Quality of meal**

**Table 6.1  
Quality of Meal**

Quality Level	Quality of Meal		
	Primary	Upper Primary	Total
Satisfied	16	16	32
Unsatisfied	5	3	8
<b>Total</b>	21	19	40

**Govt.Upper Primary School Kardawad Badi (Block, Jhabua)**



**Quality of Meal**

At 34 visited schools, students were satisfied with the quality of meal provided to them. List of schools, reason for unsatisfaction

<b>Name of Schools</b>	<b>Block</b>	<b>Reason for unsatisfaction</b>
Govt. Primary School Bakhatpura Para	Rama	MDM Poor Quality
Govt. Primary School Temriya	Petlawad	MDM Poor Quality
Govt. Upper Primary School Temriya	Petlawad	MDM Poor Quality
Govt. Primary School Jhayda	Jhabua	MDM Poor Quality
Govt. Boys Upper Primary School Para	Rama	MDM Poor Quality
Govt. Navin Upper Primary School Foottalab	MeghNagar	MDM is not Made According to Menu

**ii) Quantity of meal**

**Table 6.2  
Quantity of Meal**

Quantity Level	Quantity of Meal		
	Primary	Upper Primary	Total
Satisfied	15	14	29
Unsatisfied	6	5	11
<b>Total</b>	21	19	40

**Govt. Upper Primary Semlpada (Block, Thandla)**



**Quantity of Meal**

At 29 visited schools, students were satisfied with the quantity of meal provided to them.

**iii) Quantity of pulses used in the meal per child.**

At 25 visited schools, students were satisfied with the quantity of pulses used in meal per child.

**iv) Quantity of green leafy vegetables used in the meal per child.**

At 28 visited schools, students were satisfied with the quantity of green leafy vegetables used in meal per child.

**v) Whether double fortified salt is used?**



	All schools are using iodized salt, not double fortified salt for meals.																
	<b>vi) Acceptance of the meal amongst the children.</b>																
	At 37 visited schools, children accepted the meals provided to them.																
	<b>vii) Method / Standard gadgets / equipment for measuring the quantity of food to be cooked and served. {Please give reasons and suggestions to improve, if children were not happy.}</b>																
	29 visited schools were making use of methods / standard gadgets / equipments for measuring the quantity of food to be cooked and served per child.																
<b>7.</b>	<b><u>Variety of Menu:</u></b>																
	<b>i) Who decides the menu?</b>																
	The weekly menu is decided by the officials at state level. All visited schools followed the menu as given by GoMP.																
	<b>ii) Whether weekly menu is displayed at a prominent place noticeable to community,</b>																
	<b>Table 7.1</b> <b>Weekly menu is displayed</b>																
	<table border="1" style="width: 100%; border-collapse: collapse;"> <thead> <tr> <th style="text-align: left;">School Category</th> <th style="text-align: center;">Yes</th> <th style="text-align: center;">No</th> <th style="text-align: center;">Total</th> </tr> </thead> <tbody> <tr> <td>Primary</td> <td style="text-align: center;">16</td> <td style="text-align: center;">5</td> <td style="text-align: center;">21</td> </tr> <tr> <td>Upper Primary</td> <td style="text-align: center;">13</td> <td style="text-align: center;">6</td> <td style="text-align: center;">19</td> </tr> <tr> <td><b>Total</b></td> <td style="text-align: center;">29</td> <td style="text-align: center;">11</td> <td style="text-align: center;">40</td> </tr> </tbody> </table>	School Category	Yes	No	Total	Primary	16	5	21	Upper Primary	13	6	19	<b>Total</b>	29	11	40
School Category	Yes	No	Total														
Primary	16	5	21														
Upper Primary	13	6	19														
<b>Total</b>	29	11	40														
	At 29 visited schools the weekly menu was displayed at a prominent place noticeable to the community.																
	<b>iii) Is the menu being followed uniformly?</b>																
	24 visited schools of Jhabua district are following the weekly menu uniformly. Reasons given by the remaining schools for not following the menu are – unavailability of items in local market, unaware of preparation process, costly items, unavailability of utensils and unseasonal food grain.																
	<b>iv) Whether menu includes locally available ingredients?</b>																
	36 visited schools emphasized over using locally available ingredients.																
	<b>v) Whether menu provides required nutritional and calorific value per child?</b>																
	At 29 visited schools (15 P & 14 M), it was reported that the given meals were providing the students with sufficient nutrition and energy.																
<b>8.</b>	<b><u>i) Display of Information under Right to Education Act, 2009 at the school level at prominent place:</u></b>																
	<b>a) Quantity and date of food grains received</b>																
	Such display was not found in any of the schools.																
	<b>b) Balance quantity of food grains utilized during the month.</b>																
	Such display was not found in any of the schools.																

	<p><b>c) Other ingredients purchased, utilized</b></p> <p>Such display was not found in any of the schools.</p> <p><b>d) Number of children given MDM</b></p> <p>At 32 visited schools, a display was found showing the number of children being given MDM.</p> <p><b>e) Daily menu</b></p> <p>At 30 visited schools, the daily menu of MDM was displayed on the walls.</p> <p><b>ii) Display of MDM logo at prominent place preferably outside wall of the school.</b></p> <p>24 visited schools had the logo of MDM displayed at a prominent place.</p>																			
<b>9.</b>	<p><b><u>Trends:</u></b></p> <p><b>Extent of variation (As per school records vis-à-vis Actual on the day of visit).</b></p> <p><b>i) Enrolment</b></p> <p style="text-align: center;"><b>Table 9.1</b> <b>Number of children enrolled in schools</b></p> <table border="1" style="margin-left: auto; margin-right: auto;"> <thead> <tr> <th rowspan="2">School Category</th> <th>Urban</th> <th>Rural</th> <th>Total</th> </tr> <tr> <th>Sum</th> <th>Sum</th> <th>Sum</th> </tr> </thead> <tbody> <tr> <td>Primary</td> <td>109</td> <td>2256</td> <td>2365</td> </tr> <tr> <td>Upper Primary</td> <td>228</td> <td>2830</td> <td>3058</td> </tr> <tr> <td>Total</td> <td>337</td> <td>5086</td> <td>5423</td> </tr> </tbody> </table> <p>A total of 5423 children were enrolled in the 21 primary and 19 upper primary schools of Jhabua district. Of these 337 (109 P + 228 M) were from urban regions (2 schools) and 5086 (2256 P + 2830 M) were from rural regions (38 schools).</p> <p><b>ii) No. of children present on the day of the visit.</b></p> <p>The MI team in their visits to schools, recorded a total number of 3575 children present; 253 out of 337 in urban and 3322 out of 5086 in rural regions.</p> <p><b>iii) No. of children availing MDM as per MDM Register.</b></p> <p>As per the MDM registers 3415 out of 5423 of the total enrolled students were availing the MDM facility in the visited schools.</p> <p><b>iv) No. of children actually availing MDM on the day of visit as per head count.</b></p> <p>3086 enrolled students out of 3415 were actually found to be having MDM on the days of visit. 253 (76 P + 177 M) were urban and 2833 (1305 P + 1528 M) were rural.</p>	School Category	Urban	Rural	Total	Sum	Sum	Sum	Primary	109	2256	2365	Upper Primary	228	2830	3058	Total	337	5086	5423
School Category	Urban		Rural	Total																
	Sum	Sum	Sum																	
Primary	109	2256	2365																	
Upper Primary	228	2830	3058																	
Total	337	5086	5423																	
<b>10.</b>	<p><b><u>Social Equity :</u></b></p> <p><b>i) What is the system of serving and seating arrangements for eating?</b></p> <p>In 37 visited schools, it was seen that cooks-cum-helpers were serving the children. At 23 visited schools, the children were made to sit in line while eating. At some schools the children were found eating in small-small groups (13) and in</p>																			



	a disorderly manner (4).
	<b>ii) Did you observe any gender or caste or community discrimination in cooking or serving or seating arrangements?</b>
	No.
	<b>iii) The name of the school where discrimination found of any kind may be mentioned in the main body of the report along with date of visit.</b>
	NA.
	<b>iv) If any kind of social discrimination is found in the school, comments of the team may be given in the inspection register of the school.</b>
	Nil.
<b>11.</b>	<b><u>Convergence With Other Schemes:</u></b>
	<b>1. Sarva Shiksha Abhiyan</b>
	The convergence of Mid-day meal scheme with Sarva Shiksha Abhiyan is as follows: <ul style="list-style-type: none"> <li>- The responsibilities of teachers lie in maintaining daily MDM records (found in 32 schools), updating the MDM register (29) and checking the quality of MDM (31).</li> <li>- The responsibility of coordinators is to give information of sudden closing of MDM to CEOs within 24 hours (observed in 28 visited schools).</li> <li>- An important responsibility of coordinator is to regularly inspect and monitor MDM activity in schools (observed in only 23 visited schools).</li> </ul>
	<b>2. School Health Programme</b>
	<b>i) Is there school Health Card maintained for each child?</b>
	School health cards being up-to-date were found at only 4 primary and 8 upper primary schools out of the 40 visited schools (12 totals).
	<b>ii) What is the frequency of health check-up?</b>
	At 34 schools (out of 40 visited), students had health check-up within last one year. Out of those 34 schools, 15 have monthly check-ups, 6 have half yearly, 10 have yearly and 3 have irregularly.
	<b>iii) Whether children are given micronutrients (Iron, folic acid, vitamin - A dosage) and de-worming medicine periodically?</b>
	Periodically micronutrient tablets are given to students as supplements necessary for proper growth. The situation in Jhabua district was average, out of the 40 schools surveyed, 37 schools' children received iron dosage, 35 received folic acid, 21 received Vit-A and only 17 received de-worming medicines on time.
	<b>iv) Who administers these medicines and at what frequency?</b>
	All schools of Jhabua district are supervised by the health department for the medicines. At 6 visited schools the administration of medicines was found irregular or nil. 21 schools reported to have monthly administration, 3 half-yearly and 10 schools annually.

	<b>v) Whether height and weight record of the children is being indicated in the school health card.</b>
	The height and weight records of children were found in the school health card at only 12 of the visited schools (4 primaries & 8 upper primary).
	<b>vi) Whether any referral during the period of monitoring.</b>
	Nil.
	<b>vii) Instances of medical emergency during the period of monitoring.</b>
	Nil.
	<b>viii) Availability of the first aid medical kit in the schools.</b>
	Only 15 visited schools were having first-aid kits available.
	<b>ix) Dental and eye check-up included in the screening.</b>
	13 primary and 7 upper primary schools, out of the 40 visited schools, had done dental and eye check-up of students during screening (total 20).
	<b>x) Distribution of spectacles to children suffering from refractive error.</b>
	Nowhere.
	<b>2. Drinking Water and Sanitation Programme</b>
	<b>i) Whether potable water is available for drinking purpose in convergence with drinking water and sanitation programme.</b>
	Potable water for drinking purpose was available at 30 visited schools (in convergence with drinking water and sanitation programme).
	<b>3. MPLAD / MLA Scheme</b>
	Only at Govt. Girls upper primary School Thandla, MLA funded for furniture and water cooler in school.
	<b>4. Any Other Department / Scheme.</b>
	Nil.
<b>12.</b>	<b><u>Infrastructure:</u></b>

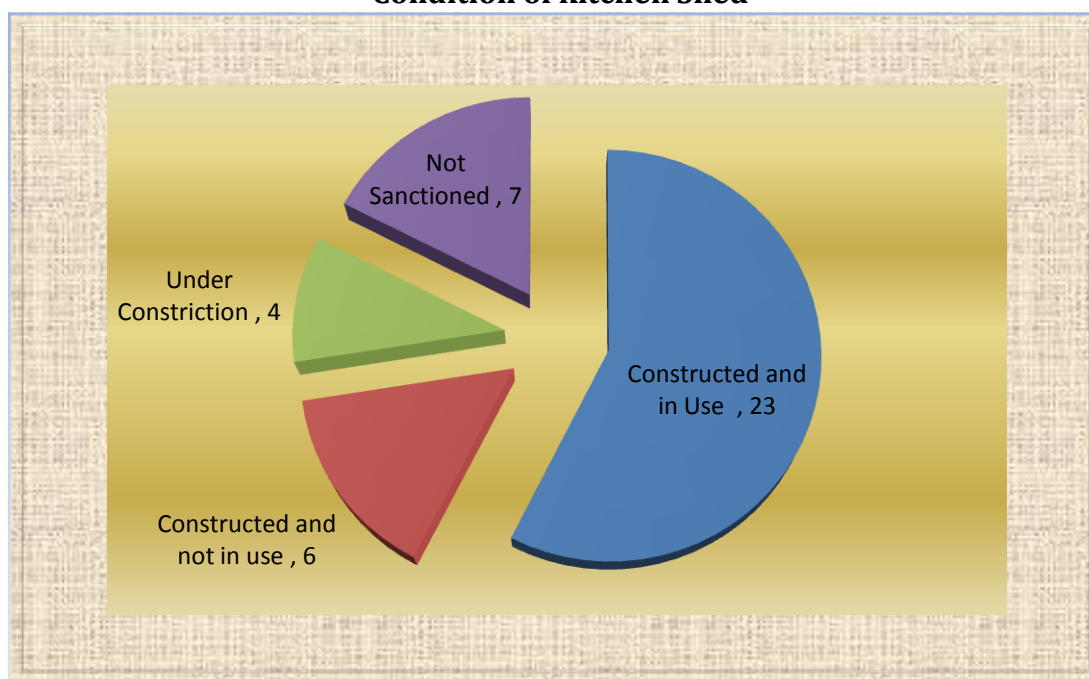
**1. Kitchen-cum-Store**

**a) Is a pucca kitchen shed-cum-store**

**Table 12.1**  
**Condition of kitchen Shed**

Condition of kitchen Shed	Number of schools
	No.
Constructed and in use	23
Constructed and not in use	6
Under construction	4
Not sanctioned	7
<b>Total</b>	<b>40</b>

**Figure 4.1**  
**Condition of kitchen Shed**



**i) Constructed and in use**

23 visited schools had *pucca* kitchen and was being used for cooking purposes.

**ii) Under which Scheme Kitchen-cum-store constructed -MDM/SSA/Others**

At 7 visited schools kitchen sheds were constructed under SSA scheme and at 21 schools under MDM scheme.

**iii) Constructed but not in use (Reasons for not using)**

6 visited schools were such that had the kitchen constructed but were not using them.

<b>iv) Under construction</b>
At 4 schools, 1 primary and 3 upper primary, the kitchen shed were under construction during the time of visit.
<b>v) Sanctioned, but construction not started</b>
None.
<b>vi) Not sanctioned</b>
7 schools were such where the money for construction of kitchen shed has not been sanctioned.
<b>b) In case the pucca kitchen-cum-store is not available, where is the food being cooked and where the food grains /other ingredients are being stored?</b>
In such case, for 7 schools meals were prepared in school itself and for 10 SHGs prepared at their own place. At 36 schools it was seen that SHG had taken the responsibility of storing food grains, remaining 4 stored in school itself.
<b>c) Kitchen-cum-store in hygienic condition, properly ventilated and away from classrooms.</b>
During monitoring of 40 schools by the MI team, 34 schools' kitchen-cum-store was found in hygienic condition, 33 schools' were properly ventilated and 30 schools had their kitchen away from classrooms.
<b>d) Whether MDM is being cooked by using firewood or LPG based cooking?</b>
Majority of the visited schools (38) use firewood for cooking meals, rest (2 schools) use LPG.
<b>e) Whether on any day there was interruption due to non-availability of firewood or LPG?</b>
Nowhere.
<b><u>2. Kitchen Devices:</u></b>
<b>i) Whether cooking utensils are available in the school?</b>
32 visited schools have sufficient utensils available for cooking.
<b>ii) Source of funding for cooking and serving utensils – kitchen devices fund / MME / Community contribution / others.</b>
At 13 visited schools, cooking and serving utensils were funded under kitchen devices fund, at 24 under MME scheme and at 3 by under community contribution.
<b>iii) Whether eating plates etc. are available in the school?</b>
19 visited schools did not have sufficient number of plates available for all children.
<b>iv) Source of funding for eating plates - MME / Community contribution / others?</b>
35 visited schools received plates under MME fund only and 5 received from

	community contribution.
	<b><u>3. Availability of storage bins:</u></b>
	<b>i) Whether storage bins are available for food grains? If yes, what is the source of their procurement?</b>
	At 30 visited schools, storage bins were available for storing the food grains.
	<b><u>4. Toilets in the school:</u></b>
	<b>i) Is separate toilet for boys and girls available?</b>
	As far as the availability of separate toilet units for boys and girls is concerned the condition was found to be very atypical as only 21 visited schools had separate toilets for boys and girls. 19 schools (9 primary + 10 upper primary ) didn't have separate toilets.
	<b>ii) Are toilets usable?</b>
	Upon the physical observation made by the MI team, toilets at only 18 visited schools were seen to be in usable condition (10 primaries + 8 upper primary).
	<b><u>5. Availability of potable water:</u></b>
	<b>i) Is Tap water / tube well / hand pump / well / jet pump available?</b>
	31 visited schools have access to potable water. Mainly hand-pumps (26) are the source of water. Other sources include tube-wells (4).
	<b>ii) Any other source</b>
	No.
	<b><u>6. Availability of fire extinguishers:</u></b>
	Only at 3 schools (out of the 40 visited), fire extinguishers were available.
	<b><u>7. IT infrastructure available at School level:</u></b>
	<b>i) Number of computers available in the school (if any)</b>
	4 out of 19 Upper Primary schools had computer facility for the students. 2 schools had 2 computers and 4 had 1 each.
	<b>ii) Availability of internet connection (If any).</b>
	2 out of the 4 schools with computers, had internet access.
	<b>iii) Using any IT / IT enabled services based solutions / services (e-learning etc.) (if any)</b>
	2 schools were making use of IT enabled services to assist in teaching.
<b>13.</b>	<b><u>Safety &amp; Hygiene:</u></b>
	<b>i) General Impression of the environment, Safety and hygiene:</b>
	In the 40 schools visited for assessing environment, safety & hygiene conditions, the MI team made the following observations:- Environment - very good (8), good (25), fair (6) and poor (1). Safety - very good (7), good (21), fair (11) and poor (1). Hygiene - very good (8), good (20), fair (10) and poor (2).
	<b>ii) Are children encouraged to wash hands before and after eating</b>

<b>Table 13.1</b>			
<b>Children encouraged washing hands before and after eating</b>			
<b>School Category</b>	<b>Yes</b>	<b>No</b>	<b>Total</b>
Primary	20	1	21
Upper Primary	19	0	19
<b>Total</b>	<b>39</b>	<b>1</b>	<b>40</b>
It was observed in 39 visited schools by the MI team that students were asked to wash hands before and after meals at all the schools.			
<b>iii) Do the children take meals in an orderly manner?</b>			
At 38 visited schools, the students were seen taking meals in an orderly manner.			
<b>iv) Conservation of water?</b>			
Students at 38 visited schools were encouraged to conserve water.			
<b>v) Is the cooking process and storage of fuel safe, not posing any fire hazard?</b>			
The cooking process and storage of fuel was found safe and was not having fire hazard in any of the schools.			
<b>14.</b>	<b><u>Community Participation:</u></b>		
<b>i) Extent of participation by Parents / SMC / VEC / Panchayat / Urban bodies in daily supervision and monitoring.</b>			
The observation of MI team and database shows that parents' participation is at 31 schools, SMC members at 36 and Panchayat members & Urban bodies at 22 schools.			
<b>ii) Is any roster of community members being maintained for supervision of the MDM?</b>			
<b>Table 14.1</b>			
<b>Mother Roster available at School level</b>			
<b>School Category</b>	<b>Yes</b>	<b>No</b>	<b>Total</b>
Primary	15	6	21
Upper Primary	10	9	19
<b>Total</b>	<b>25</b>	<b>15</b>	<b>40</b>
By observations made, 25 visited schools had appointed a mother roster and 19 of them were regularly updating her.			
<b>iii) Is there any social audit mechanism in the school?</b>			
19 visited schools have a social audit mechanism. These include – mother roaster, MDM inspection register, monthly meeting of SMCs. In the meeting of gram sabha issues related with MDM are also discussed. Apart from these mechanisms Senior citizen & Antoyodya Card Holders also test the meal before it is served to students.			
<b>iv) Number of meetings of SMC held during the monitoring period.</b>			
4 visited schools had no meetings regarding MDM in last one month and 36 had 1			



	meeting in last one month.																
	<b>v) In how many of these meetings issues related to MDM were discussed?</b>																
	SMC meetings issues related to Mid Day Meal quality & quantity.																
<b>15.</b>	<b><u>Inspection &amp; Supervision:</u></b>																
	<b>i) Is there any Inspection Register available at school level?</b>																
	<b>Table 15.1</b> <b>Inspection Register (MDM) available at school level</b>																
	<table border="1" style="width: 100%; border-collapse: collapse;"> <thead> <tr> <th style="text-align: left;">School Category</th> <th style="text-align: center;">Yes</th> <th style="text-align: center;">No</th> <th style="text-align: center;">Total</th> </tr> </thead> <tbody> <tr> <td>Primary</td> <td style="text-align: center;">17</td> <td style="text-align: center;">4</td> <td style="text-align: center;">21</td> </tr> <tr> <td>Upper Primary</td> <td style="text-align: center;">11</td> <td style="text-align: center;">8</td> <td style="text-align: center;">19</td> </tr> <tr> <td><b>Total</b></td> <td style="text-align: center;"><b>28</b></td> <td style="text-align: center;"><b>12</b></td> <td style="text-align: center;"><b>40</b></td> </tr> </tbody> </table>	School Category	Yes	No	Total	Primary	17	4	21	Upper Primary	11	8	19	<b>Total</b>	<b>28</b>	<b>12</b>	<b>40</b>
School Category	Yes	No	Total														
Primary	17	4	21														
Upper Primary	11	8	19														
<b>Total</b>	<b>28</b>	<b>12</b>	<b>40</b>														
	At 12 visited schools MDM inspection register was not found.																
	<b>ii) Whether school has received any funds under MME component?</b>																
	22 visited schools received funds under MME component.																
	<b>iii) Whether State / District / Block level officers / officials inspecting the MDM Scheme?</b>																
	<p>Out of the 40 visited schools;</p> <ul style="list-style-type: none"> <li>• 1 primary &amp; 1 upper primary school were inspected by state level officers.</li> <li>• 11 primary &amp; 10 upper primary schools were inspected by district level officers.</li> <li>• 10 primary &amp; 10 upper primary schools were inspected by block level officers.</li> </ul>																
	<b>iv) The frequency of such inspections?</b>																
	<p>Out of the 40 visited schools;</p> <ul style="list-style-type: none"> <li>• 1 primary &amp; 1 upper primary school were inspected within last 2 months by state level officers.</li> <li>• 11 primary &amp; 10 upper primary schools were inspected within last 3 months by district level officers.</li> <li>• 10 primary &amp; 10 upper primary schools were inspected within last 3 months by block level officers.</li> </ul>																
<b>16.</b>	<b><u>Impact:</u></b>																
	<b>i) Has the mid-day meal improved the enrolment, attendance, retention of children in schools?</b>																
	The survey data collected by the MI team shows an improvement in attendance, enrolment and retention of students at 36 out of 40 visited schools.																
	<b>ii) Whether mid-day meal has helped in improvement of the social harmony?</b>																
	In 36 visited schools, the teachers noted improvement in social harmony post implementation of MDM program.																

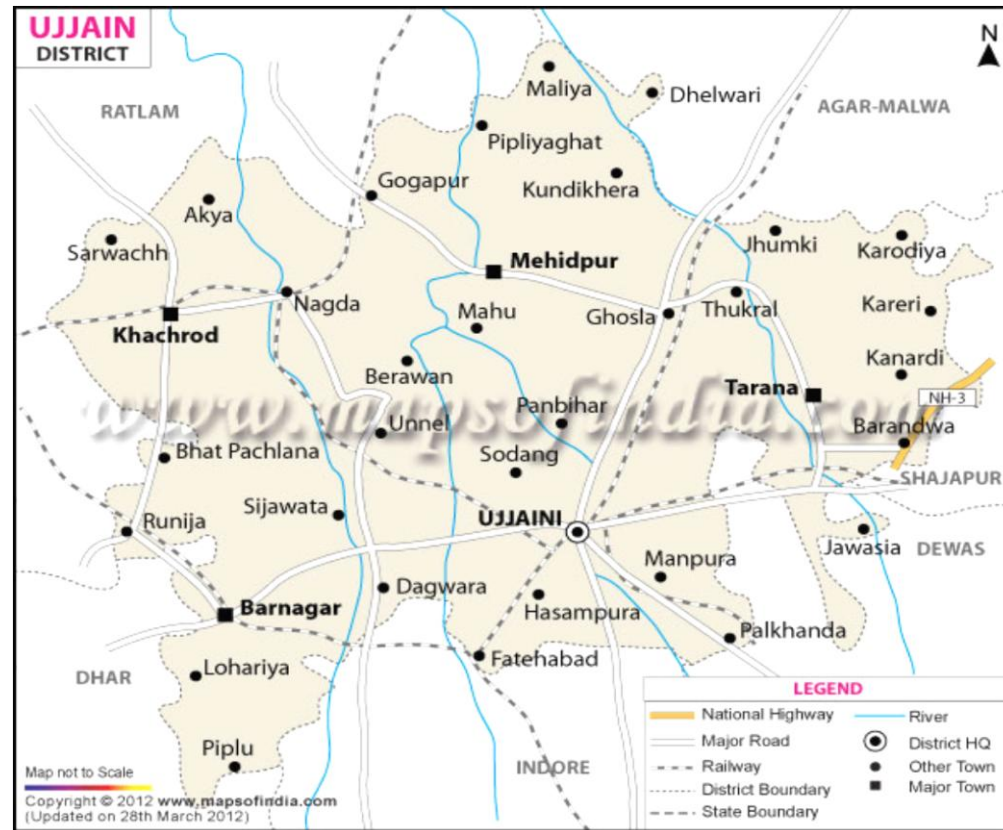
	<b>iii) Whether mid-day meal has helped in improvement of the nutritional status of the children?</b>
	At 31 visited schools, improvement in the nutritional status of children has been noted after the implementation of MDM.
	<b>iv) Is there any other incidental benefit due to serving of meal in schools?</b>
	17 out of 40 visited schools witnessed at least one incidental benefit of serving meals in schools.
<b>17.</b>	<b><u>Grievance Redressal Mechanism :</u></b>
	<b>i) Is any grievance redressal mechanism in the district for MDMS?</b>
	After discussing with the district level MDM wing officer, it was recorded that 25 visited schools in the district had grievance redressal mechanism.
	<b>ii) Whether the district / block / school having any toll-free number?</b>
	MI team recorded in Jhabua district that 23, 22 and 16 schools had a toll-free number at district, block and school level respectively for MDM related query/ feedback.

**Table 1.1**  
**Name & category of the school visited by MI Team**

<b>S. No.</b>	<b>Name of School</b>	<b>Block</b>	<b>DISE code</b>
1	Govt. Upper Primary School Kardawad Badi (KGBV)	Jhabua	2324-0800702
2	Govt. Upper Primary School Rotala	Rama	2324-1005802
3	Govt. Primary School Bakhatpura Para	Rama	2324-1002010
4	Govt. Primary School Temriya	Petlawad	2324-0905315
5	Govt. Upper Primary School Temriya	Petlawad	2324-0907401
6	Govt. Primary School Jhayda	Jhabua	2324-0806801
7	Govt. Upper Primary School Jhayda	Jhabua	2324-0806803
8	Govt. Boys Upper Primary School Kalidevi	Rama	2324-1002809
9	Govt. Primary School Pal Faliya Dhandhalpura Bada	Rama	2324-1009304
10	Govt. Primary School Ratimali	Rama	2324-1004505
11	Govt. Navin Upper Primary School Jhnsar	Petlawad	2324-0907903
12	Govt. Primary School Bochka	Rama	2324-1006001
13	Govt. Primary School Lakhpura	Rama	2324-1009901
14	Govt. Boys Upper Primary School Para	Rama	2324-1002007
15	Govt. Girls Upper Primary School Sarngi	Petlawad	2324-0906102

16	Govt. Upper Primary Semlpada	Thandla	2324-0405104
17	Govt. Primary School Kundla	MeghNagar	2324-1100301
18	Govt. Girls Primary School Thandla	Thandla	2324-0400201
19	Govt. Girls Primary School Agaral	MeghNagar	2324-1101001
20	Govt. Primary School Kasarbadi	Petlawad	2324-0902201
21	Govt. Upper Primary School Kasarbadi	Petlawad	2324-0902202
22	Govt. Primary School Khamdi Pada	Petlawad	2324-0906901
23	Govt. Boys Primary School Kalidevi	Rama	2324-1002803
24	Govt. Upper Primary School Nawa Pada	Rama	2324-1011904
25	Govt. Upper Primary School Narwali	Rama	2324-1004901
26	Govt. Navin Upper Primary School Dungradhann	Jhabua	2324-0807002
27	Govt. Primary School Dungradhann	Jhabua	2324-0807001
28	Govt. Girls Upper Primary School MegNagar	MeghNagar	2324-1109827
29	Govt. Primary School Baignbadi	Petlawad	2324-0902501
30	Govt. Girls Upper Primary School Petlawad	Petlawad	2324-0901103
31	Govt. Navin Upper Primary School Foottalab	MeghNagar	2324-1102403
32	Govt. Upper Primary School Negdiya	Jhabua	2324-0808105
33	Govt. Primary School Negdiya	Jhabua	2324-0808101
34	Govt. Primary School Dhobadiya Faliya	Rama	2324-1005806
35	Govt. Primary School Pipliya Pada	Jhabua	2324-0814901
36	Govt. Primary School Tadvi Faliya	Jhabua	2324-0808103
37	Govt. Primary School Foottalab	MeghNagar	2324-1102401
38	Govt. Navin Upper Primary School Anntkhedi	Petlawad	2324-0901202
39	Govt. Girls Upper Primary School Thandla	Thandla	2324-0400211
40	Govt. Primary School Jhnsar	Petlawad	2324-0907901

## Ujjain District Profile



**Ujjain** is a district of Madhya Pradesh state in central India. The historic city of Ujjain is the district headquarters. The district has an area of 6,091 km<sup>2</sup>, and according to the 2011 census Ujjain District has a population of 19,86,597. The district is bounded by the districts of Shajapur on the northeast and east, Dewas to the southeast, Indore to the south, Dhar to the southwest, and Ratlam to the west and northwest. The district is part of Ujjain Division.

The (M.P. Institute of Social Science Research, Ujjain), is the monitoring institute for Madhya Pradesh State. The MI has undertaken Second Half Yearly monitoring activities for the period of 11.02.2014 to 31.03.2015 for the district\_ Ujjain)

### Mid-Day Meal Scheme

#### 1. At school level

S. No.	Indicators																
1.	<p><b><u>Availability of food grains:</u></b></p> <p><b>i) Whether buffer stock of food grains for one month is available at the school?</b></p> <p style="text-align: center;"><b>Table 1.1</b> <b>Buffer stock of foodgrains for one month is available at the school</b></p> <table border="1" style="margin-left: auto; margin-right: auto;"> <thead> <tr> <th>School Category</th> <th>Yes</th> <th>No</th> <th>Total</th> </tr> </thead> <tbody> <tr> <td>Primary</td> <td>16</td> <td>0</td> <td>17</td> </tr> <tr> <td>Upper Primary</td> <td>23</td> <td>0</td> <td>23</td> </tr> <tr> <td><b>Total</b></td> <td><b>40</b></td> <td><b>0</b></td> <td><b>39</b></td> </tr> </tbody> </table> <p>The empirical data collected by the MI team during the survey shows that 40 visited schools of the district had buffer stock available with them. The supply chain of foodgrains is comprised as follows: MP State Civil Supply Corp. Ltd. → Local Grain Market → Lead Committee → Public Distribution System (PDS) → Self Help Groups (SHG).</p> <p><b>ii) Whether food grains are delivered in school in time by the lifting agency?</b></p> <p>32 schools reported receipt of food grains on time.</p> <p><b>iii) If lifting agency is not delivering the food grains at school how the food grains is transported up to school level?</b></p> <p>At 23 visited schools, food grains were not delivered up to their door steps.</p> <p><b>iv) Whether the food grains are of Grade A quality?</b></p> <p>35 out of 40 visited schools had fair average quality (FAQ), Grade-A quality foodgrains. List of exclusions:</p> <ul style="list-style-type: none"> <li>• Govt. Primary School Rajota (Bar Nagar)</li> <li>• Govt. Upper Primary School No.2 Khachrod</li> <li>• Govt. Urdu Primary School Khachrod (Khachrod)</li> <li>• Govt. Upper Primary School Bandka</li> <li>• Govt. Girls Upper primary School Panbihar (Ghatiya)</li> </ul> <p><b>v) Whether food grains are released to school after adjusting the unspent balance of the previous month?</b></p> <p>In 29 visited schools it was seen that the food grains were released to schools after adjusting the unspent balance of previous month.</p>	School Category	Yes	No	Total	Primary	16	0	17	Upper Primary	23	0	23	<b>Total</b>	<b>40</b>	<b>0</b>	<b>39</b>
School Category	Yes	No	Total														
Primary	16	0	17														
Upper Primary	23	0	23														
<b>Total</b>	<b>40</b>	<b>0</b>	<b>39</b>														
2.	<p><b><u>Timely release of funds :</u></b></p> <p><b>i) Whether State is releasing funds to District / block / school on regular basis in</b></p>																

advance? If not,

**Table 2.1**  
**State is releasing funds to District / block / school on regular basis in advance**

School Category	Yes	No	Total
Primary	16	1	17
Upper Primary	20	3	23
<b>Total</b>	36	4	40

It is the duty of the state to give funds for MDM to schools. According to the survey data 36 schools acknowledged to the receipt of funds on time.

List of exclusions:

- Govt. Girls upper primary School Khachrod
- Govt. Regular Primary School No.2 Khachrod (Kachroad)
- Govt. upper Primary School Dolatganj No.2 Ujjain
- Govt. Girls upper primary School Dasherai Maidan No.1 (Ujjain)

**a) Period of delay in releasing funds by State to district.**

Nil

**b) Period of delay in releasing funds by District to block / schools.**

Total 4 visited schools reported a delay of 2 months in the release of funds from district to block/ schools. On enquiry the cooking agency revealed that they have not been provided fund from the district.

**c) Period of delay in releasing funds by block to schools.**

Nil.

**ii) Any other observations.**

Nil.

**3. Availability of Cooking Cost:**

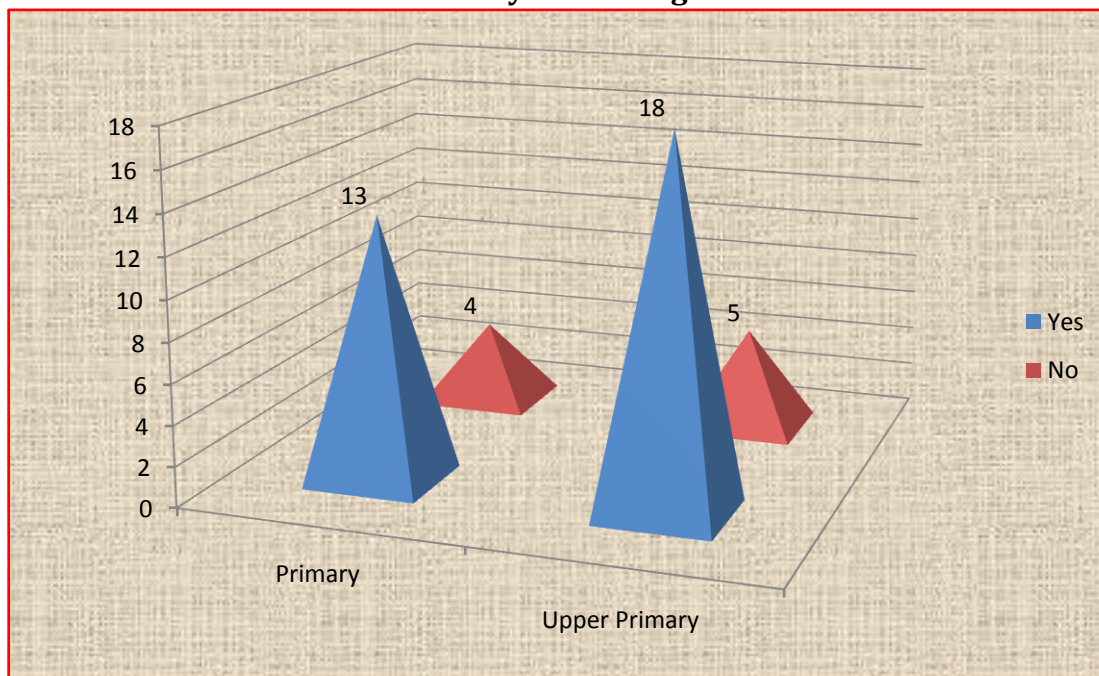
**i) Whether school / implementing agency has receiving cooking cost in advance regularly?**

**Table 3.1**  
**School / implementing agency has receiving cooking cost in advance regularly**

School Category	Yes	No	Total
Primary	13	4	17
Upper Primary	18	5	23
<b>Total</b>	31	9	40



**Figure 1.1  
Availability of Cooking Cost**



9 out of 40 schools/ implementing agencies were not receiving cooking costs in advance regularly.

**ii) Period of delay, if any, in receipt of cooking cost.**

2-3 months of delay.

**iii) In case of non-receipt of cooking cost how the meal is served?**

SHGs manage by themselves.

**iv) Mode of payment of cooking cost (Cash / cheque / e-transfer)**

At all visited schools, cooking cost was paid via e-transfers.

**4. Availability of Cook-cum-helpers:**

**i) Who engaged Cook-cum-helpers at schools (Department / SMC / VEC / PRI / Self Help Group / NGO / Contractor)?**

**Table 4.1  
Implementing Agency in the schools**

Implementing Agency	No.
SHG	31
NGO	9
Total	40

At 31 visited schools, cooks-cum-helpers were engaged by SHGs in-charge. At the remaining 9 schools, NGO engaged them.

<b>ii) If cook-cum-helper is not engaged who cooks and serves the meal?</b>	
Nil.	
<b>iii) Is the number of cooks-cum-helpers engaged in the school as per GoI norms or as per State norms?</b>	
At 32 visited schools, the hired cooks-cum-helpers were as per the norms of the centre or the state.	
<b>iv) Honorarium paid to cooks cum helpers.</b>	
According to the norms of govt. cooks-cum-helpers are paid a monthly honorarium of Rs.1000 each. At all the visited schools, it was a common complaint by the cooks-cum-helpers that their wages are very low and they are incapable of working at the present pay. Hence, they demand an increase in their honorarium.	
<b>v) Mode of payment to cook-cum-helpers?</b>	
All the visited schools were paying cooks-cum-helpers via cheques. It is necessary for all the employees to open a bank account for monetary transactions. Zila Panchayat debits money to SMCs bank account and then SMC pay cook-cum-helper via cheques.	
<b>vi) Is remuneration being paid to cooks cum helpers regular?</b>	
At 2 visited schools, cooks-cum-helpers complained that they were not receiving their remuneration on time.	
<b>Vii) Social Composition of cooks cum helpers? (SC/ST/OBC/Minority)</b>	
Social Composition of cooks cum helpers-	
<b>Category</b>	<b>Cooks/Helpers</b>
SC	12
ST	6
OBC	43
General	22
<b>Total</b>	<b>83</b>
<b>viii) Is there any training module for cook-cum-helpers?</b>	
21 visited schools had training modules for cooks-cum-helpers.	
<b>ix) Whether training has been provided to cook-cum-helpers?</b>	
At 18 visited schools cooks-cum-helpers had undergone training for 2 days at Janpad Panchayat.	
<b>x) In case the meal is prepared and transported by the Centralized kitchen / NGO, whether cook-cum-helpers have been engaged to serve the meal to the children at school level.</b>	
The detail of Centralised Kitchen is as follows :-	
<ul style="list-style-type: none"> <li>• Name: ISKON Food Relief Foundation, Ujjain</li> <li>• MDM Supply Started- 2007</li> <li>• Schools being catered: 143</li> <li>• Children being served: 18000</li> <li>• Total Employees:48</li> </ul>	

- Infrastructure:
    - Kitchen area: 1000Sq. Ft.
    - Water Source – Tap
    - Food Packed- Steel drums
    - Food transportation- 8 Pick-up Trucks
    - Day Of Visit Food items cooked- Rice, Mix-veg, Dal
- Overall Infrastructure Quality: Fair (based upon physical observation of cooking, storage, cleanliness, etc.)

**xi) Whether health check-up of cook-cum-helpers has been done?**

Only at 3 schools, cooks-cum-helpers had undergone health check-up.

**5. Regularity in Serving Meal**

**i) Whether the school is serving hot cooked meal daily? If there was interruption, what was the extent and reasons for the same?**

**Table 5.1  
Regular serving of hot cooked meal daily**

School Category	Yes	No	Total
Primary	16	1	17
Upper Primary	22	1	23
<b>Total</b>	<b>38</b>	<b>2</b>	<b>40</b>

**Girls Upper Primary Khachroad (Block, Khachraod)**



**Regular serving of hot cooked meal daily**

At 38 out of 40 visited schools of Ujjain district hot cooked meals are being served

daily to students.

Exclusions:

- Govt. Primary School Rajota (Badnagar)
- Govt. Upper Primary School Rajota (Badnagar)

**6. Quality & Quantity of Meal**

**Feedback from children on**

**i) Quality of meal**

**Table 6.1  
Quality of Meal**

Quality Level	Quality of Meal		
	Primary	Upper Primary	Total
Satisfied	15	22	37
Unsatisfied	2	1	3
<b>Total</b>	17	23	40

**Girls Upper Primary Khachroad (Block, Khachraod)**





**Upper Primary School Damdama Ujjain (Block, Ujjain)**



**Quality of Meal**

At 37 visited schools, students were satisfied with the quality of meal provided to them.

Exclusions:

- Govt. Primary School Rajota (Barnager),
- Govt. Upper Primary School Rajota (Barnager),
- Govt. Upper Primary School No.2 Khachrod (Kachrod)

Reason: Mid Day Meal in above mentioned schools was not being good quality.

**ii) Quantity of meal**

**Table 6.2  
Quantity of Meal**

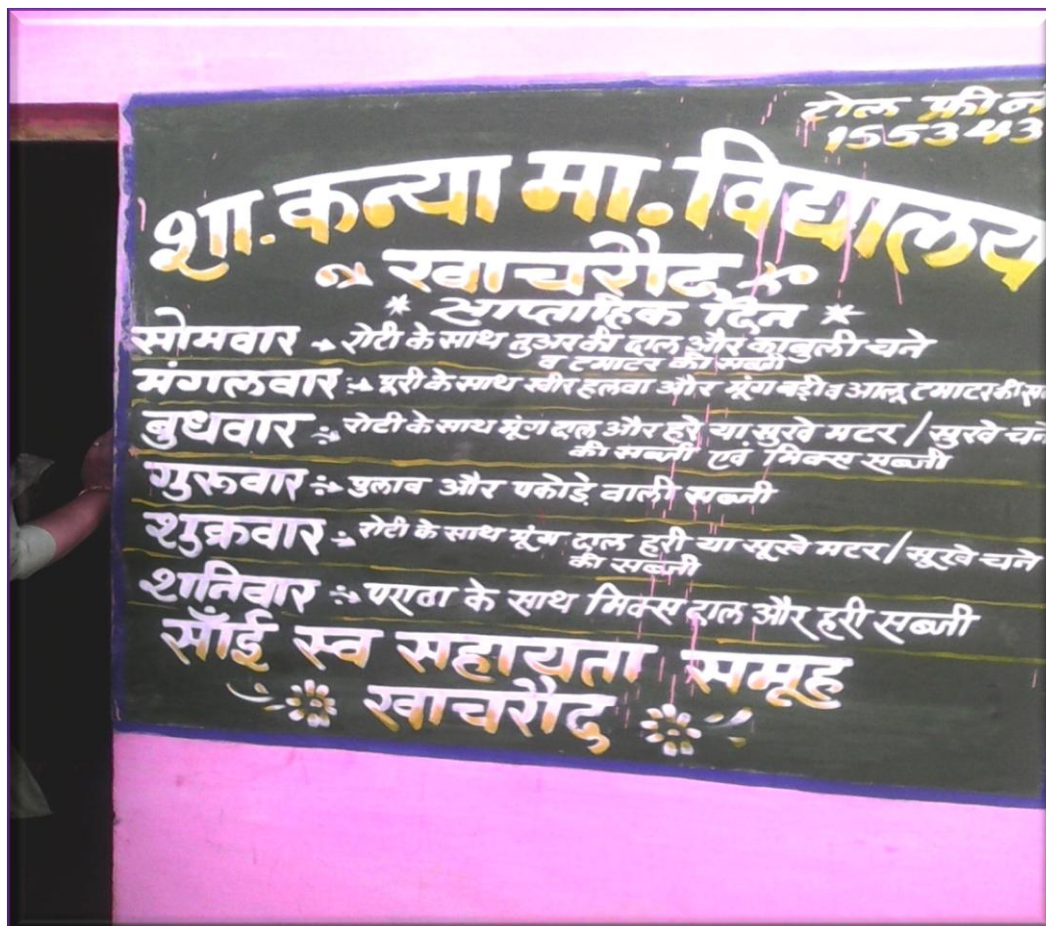
Quantity Level	Quantity of Meal		
	Primary	Upper Primary	Total
Satisfied	15	22	37
Unsatisfied	2	1	3
<b>Total</b>	17	23	40

At 37 visited schools, students were satisfied with the quantity of meal provided to them.

	<p><b>iii) Quantity of pulses used in the meal per child.</b></p> <p>At 37 visited schools, students were satisfied with the quantity of pulses used in meal per child.</p> <p><b>iv) Quantity of green leafy vegetables used in the meal per child.</b></p> <p>At 37 visited schools, students were satisfied with the quantity of green leafy vegetables used in meal per child.</p> <p><b>v) Whether double fortified salt is used?</b></p> <p>All schools are using iodized salt, and not double fortified salt for meals.</p> <p><b>vi) Acceptance of the meal amongst the children.</b></p> <p>All visited schools, children accept the meals given to them.</p> <p><b>vii) Method / Standard gadgets / equipment for measuring the quantity of food to be cooked and served. {Please give reasons and suggestions to improve, if children were not happy.}</b></p> <p>32 visited schools were making use of methods / standard gadgets / equipments for measuring the quantity of food to be cooked and served per child.</p>																
<b>7.</b>	<p><b><u>Variety of Menu:</u></b></p> <p><b>i) Who decides the menu?</b></p> <p>The weekly menu is decided by the officials at state level. All visited schools followed the menu as given by GoMP.</p> <p><b>ii) Whether weekly menu is displayed at a prominent place noticeable to community,</b></p> <p style="text-align: center;"><b>Table 7.1</b> <b>Weekly menu is displayed</b></p> <table border="1" style="margin-left: auto; margin-right: auto;"> <thead> <tr> <th>School Category</th> <th>Yes</th> <th>No</th> <th>Total</th> </tr> </thead> <tbody> <tr> <td>Primary</td> <td>14</td> <td>3</td> <td>17</td> </tr> <tr> <td>Upper Primary</td> <td>21</td> <td>2</td> <td>23</td> </tr> <tr> <td><b>Total</b></td> <td>35</td> <td>5</td> <td>40</td> </tr> </tbody> </table>	School Category	Yes	No	Total	Primary	14	3	17	Upper Primary	21	2	23	<b>Total</b>	35	5	40
School Category	Yes	No	Total														
Primary	14	3	17														
Upper Primary	21	2	23														
<b>Total</b>	35	5	40														



**Girls Upper Primary School Khachroad (Block, Khachroad)**



**Weekly menu is displayed**

At 35 visited schools the weekly menu was displayed at a prominent place noticeable to the community.

**iii) Is the menu being followed uniformly?**

31 visited schools of Ujjain district are following the weekly menu uniformly.

Reasons given by the remaining schools for not following the menu are:

- Unavailability in local market: 2 schools
- Disliked by children: 2 schools
- Unaware of preparation process: 1 school
- Costly items: 3 schools

**iv) Whether menu includes locally available ingredients?**

37 visited schools emphasized over using locally available ingredients.

**v) Whether menu provides required nutritional and calorific value per child?**

At 33 visited schools (14 P & 19 M), it was reported that the given meals were

	providing the students with sufficient nutrition and energy.																
<b>8.</b>	<b><u>i) Display of Information under Right to Education Act, 2009 at the school level at prominent place:</u></b>																
	<b>a) Quantity and date of food grains received</b>																
	At 28 schools a board displaying the details was found.																
	<b>b) Balance quantity of food grains utilized during the month.</b>																
	At 25 schools a board displaying the details was found.																
	<b>c) Other ingredients purchased, utilized</b>																
	At 20 schools a board displaying the details was found.																
	<b>d) Number of children given MDM</b>																
	At 30 schools a board displaying the details was found.																
	<b>e) Daily menu</b>																
	At 29 schools a board displaying the details was found.																
	<b>ii) Display of MDM logo at prominent place preferably outside wall of the school.</b>																
	At 28 schools a board displaying the details was found.																
<b>9.</b>	<b><u>Trends:</u></b>																
	<b>Extent of variation (As per school records vis-à-vis Actual on the day of visit).</b>																
	<b>i) Enrolment</b>																
	<b>Table 9.1</b> <b>Number of children enrolled in schools</b>																
	<table border="1" style="width: 100%; border-collapse: collapse;"> <thead> <tr> <th style="text-align: center;">School Category</th> <th style="text-align: center;">Urban Sum</th> <th style="text-align: center;">Rural Sum</th> <th style="text-align: center;">Total Sum</th> </tr> </thead> <tbody> <tr> <td style="text-align: center;">Primary</td> <td style="text-align: center;">966</td> <td style="text-align: center;">952</td> <td style="text-align: center;">1918</td> </tr> <tr> <td style="text-align: center;">Upper Primary</td> <td style="text-align: center;">2544</td> <td style="text-align: center;">989</td> <td style="text-align: center;">3533</td> </tr> <tr> <td style="text-align: center;">Total</td> <td style="text-align: center;">3510</td> <td style="text-align: center;">1941</td> <td style="text-align: center;">5451</td> </tr> </tbody> </table>	School Category	Urban Sum	Rural Sum	Total Sum	Primary	966	952	1918	Upper Primary	2544	989	3533	Total	3510	1941	5451
School Category	Urban Sum	Rural Sum	Total Sum														
Primary	966	952	1918														
Upper Primary	2544	989	3533														
Total	3510	1941	5451														
	A total of 5451 children were enrolled in the 17 primary and 23 upper primary schools of Ujjain district. Of these 3510 (966 P + 2544 M) were from urban regions and 1941 (952 P + 989 M) were from rural regions.																
	<b>ii) No. of children present on the day of the visit.</b>																
	The MI team in their visits to schools recorded a total number of 3281 children present; 2105 out of 3510 in urban and 1176 out of 1941 in rural regions.																
	<b>iii) No. of children availing MDM as per MDM Register.</b>																
	As per the MDM registers 3165 out of 5451 of the total enrolled students were availing the MDM facility in the visited schools.																
	<b>iv) No. of children actually availing MDM on the day of visit as per head count.</b>																
	2779 enrolled students out of 3165 were actually found to be having MDM on the days of visit. 1657 (410 P + 1247 M) were urban and 1122 (614 P + 508 M) were rural.																
<b>10.</b>	<b><u>Social Equity :</u></b>																

**i) What is the system of serving and seating arrangements for eating?**

**Girls Upper Primary School Dasherai Maidan No.1 Ujjain (Block, Ujjain)**



**Children were made to sit in a queue while eating**

In 34 out of 40 visited schools, it was seen that cooks-cum-helpers were serving the children. In 28 schools, children were made to sit in a queue while eating. At 21 schools both children and helpers were involved in serving meals.

**ii) Did you observe any gender or caste or community discrimination in cooking or serving or seating arrangements?**

No.

**iii) The name of the school where discrimination found of any kind may be mentioned in the main body of the report along with date of visit.**

NA.

**iv) If any kind of social discrimination is found in the school, comments of the team may be given in the inspection register of the school.**

Nil.

**11. Convergence With Other Schemes:**

**1. Sarva Shiksha Abhiyan**

The convergence of Mid-day meal scheme with Sarva Shiksha Abhiyan is as follows:

- The responsibilities of teachers lie in maintaining daily MDM records (found in

<p>29 schools), updating the MDM register (29) and checking the quality of MDM (26).</p> <ul style="list-style-type: none"> <li>- The responsibility of coordinators is to give information of sudden closing of MDM to CEOs within 24 hours (observed in 29 visited schools).</li> <li>- An important responsibility of coordinator is to regularly inspect and monitor MDM activity in schools (observed in 30 visited schools).</li> </ul>
<p><b>2. School Health Programme</b></p>
<p><b>i) Is there school Health Card maintained for each child?</b></p>
<p>School health cards being up-to-date were found at only 6 primary and 2 upper primary schools out of the 40 visited schools (8 total).</p>
<p><b>ii) What is the frequency of health check-up?</b></p>
<p>At 27 schools (out of 40 visited), students had health check-up within last one year. Out of those 27 schools, 9 have monthly check-ups, 9 have half yearly and rest 9 have yearly.</p>
<p><b>iii) Whether children are given micronutrients (Iron, folic acid, vitamin - A dosage) and de-worming medicine periodically?</b></p>
<p>The situation in Ujjain district is bad, out of the 40 schools surveyed, 28 schools' children received iron dosage, 20 received folic acid, only 16 received Vit-A and just 8 received de-worming medicines on time.</p>
<p><b>iv) Who administers these medicines and at what frequency?</b></p>
<p>All the schools of Ujjain district are supervised by the health department for the medicines. At 11 visited schools the administration of medicines was found irregular or nil. Just 7 schools reported to have monthly administration, 7 half-yearly and 15 schools annually.</p>
<p><b>v) Whether height and weight record of the children is being indicated in the school health card.</b></p>
<p>The height and weight records of children were found in the school health card at just 5 of the visited schools (3 primaries &amp; 2 upper primary).</p>
<p><b>vi) Whether any referral during the period of monitoring.</b></p>
<p>Nil.</p>
<p><b>vii) Instances of medical emergency during the period of monitoring.</b></p>
<p>Nil.</p>
<p><b>viii) Availability of the first aid medical kit in the schools.</b></p>
<p>Only 8 visited schools were having first-aid kits available.</p>
<p><b>ix) Dental and eye check-up included in the screening.</b></p>
<p>5 primary and 9 Upper Primary schools, out of the 40 visited schools, had done dental and eye check-up of students during screening (total 14).</p>
<p><b>x) Distribution of spectacles to children suffering from refractive error.</b></p>
<p>Only at 2 primary and 4 upper primary schools (total 6 out of the 40 visited) spectacles were provided to children suffering from refractive error.</p>



	<p><b>2. Drinking Water and Sanitation Programme</b></p> <p><b>i) Whether potable water is available for drinking purpose in convergence with drinking water and sanitation programme.</b></p> <p>Potable water for drinking purpose was available at 26 visited schools (in convergence with drinking water and sanitation programme).</p>
	<p><b>3. MPLAD / MLA Scheme</b></p> <p>Govt. Primary School Rangarseri (Barnagar) was a beneficiary of MPLAD/ MLA scheme.</p>
	<p><b>4. Any Other Department / Scheme.</b></p> <p>Nil.</p>
<b>12.</b>	<p><b><u>Infrastructure:</u></b></p>
	<p><b>1. Kitchen-cum-Store</b></p> <p><b>a) Is a pucca kitchen shed-cum-store</b></p> <p><b>i) Constructed and in use</b></p> <p>18 visited schools had <i>pucca</i> kitchen and was being used for cooking purposes.</p> <p><b>ii) Under which Scheme Kitchen-cum-store constructed -MDM/SSA/Others</b></p> <p>At 6 visited schools kitchen sheds were constructed under SSA scheme and at 18 schools under MDM scheme.</p> <p><b>iii) Constructed but not in use (Reasons for not using)</b></p> <p>5 visited schools were such that had the kitchen constructed but were not using them. Reason: Prepared meals were procured from the centralized kitchen in Ujjain urban.</p> <p><b>iv) Under construction</b></p> <p>None.</p> <p><b>v) Sanctioned, but construction not started</b></p> <p>1 school was recorded where the funds for kitchen's construction has been sanctioned but the work has not started yet.</p> <p><b>vi) Not sanctioned</b></p> <p>4 schools were such where funds for kitchen have not been sanctioned yet.</p> <p><b>b) In case the pucca kitchen-cum-store is not available, where is the food being cooked and where the food grains /other ingredients are being stored?</b></p> <p>In such case, for 9 schools meals were prepared in school itself, for other 9 by SHG and for 6 by centralized kitchen. At 30 places it was seen that SHG had taken the responsibility of storing food grains, 4 stored in school itself and remaining 6 at centralized kitchen.</p> <p><b>c) Kitchen-cum-store in hygienic condition, properly ventilated and away from classrooms.</b></p> <p>During monitoring of 40 schools by the MI team, 25 schools' kitchen-cum-store was found in hygienic condition, 23 schools' were properly ventilated and only 18 schools</p>

had their kitchen away from classrooms.
<b>d) Whether MDM is being cooked by using firewood or LPG based cooking?</b>
Most of the visited schools (21) use firewood for cooking meals, rest (19 schools) use LPG.
<b>e) Whether on any day there was interruption due to non-availability of firewood or LPG?</b>
Nil.
<b><u>2. Kitchen Devices:</u></b>
<b>i) Whether cooking utensils are available in the school?</b>
28 visited schools have sufficient utensils available for cooking.
<b>ii) Source of funding for cooking and serving utensils - Kitchen Devices fund / MME / Community contribution / others.</b>
At 19 visited schools, cooking and serving utensils were funded under kitchen devices fund, at 19 under MME scheme and at remaining 2 under community contribution.
<b>iii) Whether eating plates etc. are available in the school?</b>
37 visited schools have sufficient number of plates available for all children.
<b>iv) Source of funding for eating plates - MME / Community contribution / others?</b>
28 visited schools received plates under MME fund, 2 received from community contribution and 10 from some other source.
<b><u>3. Availability of storage bins:</u></b>
<b>i) Whether storage bins are available for food grains? If yes, what is the source of their procurement?</b>
At 29 visited schools, storage bins were available for storing the food grains.
<b><u>4. Toilets in the school:</u></b>
<b>i) Is separate toilet for boys and girls available?</b>
28 schools (12 primaries + 16 Upper Primary) didn't have separate toilets for boys and girls.
<b>ii) Are toilets usable?</b>
Upon the physical observation made by the MI team, toilets at only 28 visited schools were seen to be in usable condition (12 primary + 16 upper primary).
<b><u>5. Availability of potable water:</u></b>
<b>i) Is Tap water / tube well / hand pump / well / jet pump available?</b>
36 visited schools have access to potable water. Mainly hand-pumps (12) and taps (11) are the source of water. Other sources include tanks (7).
<b>ii) Any other source</b>
No.
<b><u>6. Availability of fire extinguishers:</u></b>
At 17 schools (out of the 40 visited), fire extinguishers were available.
<b><u>7. IT infrastructure available at School level:</u></b>



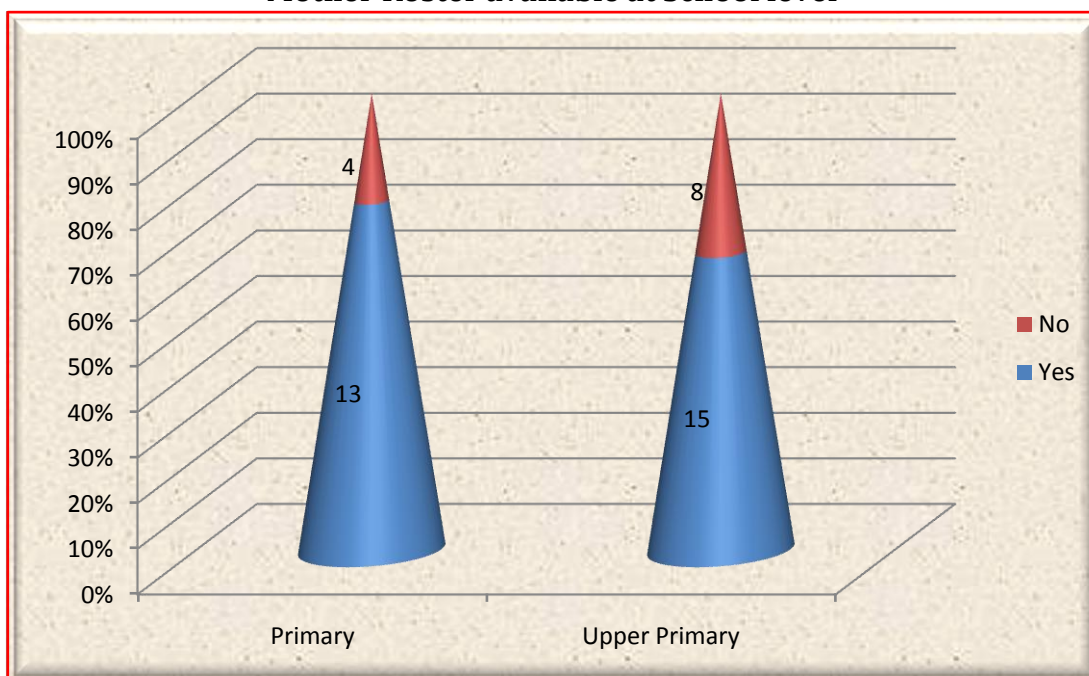
	<p><b>i) Number of computers available in the school (if any)</b></p> <p>Only 8 out of 23 Upper Primary schools had computer facility for the students. Each school had 1 computer.</p> <p><b>ii) Availability of internet connection (If any).</b></p> <p>2 out of 8 schools with computer facility had internet connection.</p> <p><b>iii) Using any IT / IT enabled services based solutions / services (e-learning etc.) (if any)</b></p> <p>2 schools out of 8 were making use of IT enables services to assist in teaching.</p>																
<b>13.</b>	<p><b><u>Safety &amp; Hygiene:</u></b></p> <p><b>i) General Impression of the environment, Safety and hygiene:</b></p> <p>In the 40 schools visited for assessing environment, safety &amp; hygiene conditions, the MI team made the following observations:-                  Environment - very good (6), good (24), fair (4) and poor (6).                  Safety - very good (2), good (27), fair (5) and poor (6).                  Hygiene - very good (3), good (25), fair (6) and poor (6).</p> <p><b>ii) Are children encouraged to wash hands before and after eating</b></p> <p style="text-align: center;"><b>Table 13.1</b>  <b>Children encouraged washing hands before and after eating</b></p> <table border="1" style="margin-left: auto; margin-right: auto;"> <thead> <tr> <th>School Category</th> <th>Yes</th> <th>No</th> <th>Total</th> </tr> </thead> <tbody> <tr> <td>Primary</td> <td>14</td> <td>3</td> <td>17</td> </tr> <tr> <td>Upper Primary</td> <td>19</td> <td>4</td> <td>23</td> </tr> <tr> <td><b>Total</b></td> <td><b>33</b></td> <td><b>7</b></td> <td><b>40</b></td> </tr> </tbody> </table> <p>It was observed in 33 visited schools by the MI team that students were asked to wash hands before and after meals at all the schools</p> <p><b>iii) Do the children take meals in an orderly manner?</b></p> <p>At 36 visited schools, the students were seen taking meals in an orderly manner.</p> <p><b>iv) Conservation of water?</b></p> <p>Students at 32 visited schools were encouraged to conserve water.</p> <p><b>v) Is the cooking process and storage of fuel safe, not posing any fire hazard?</b></p> <p>The cooking process and storage of fuel was found safe and was not having fire hazard in any of the schools.</p>	School Category	Yes	No	Total	Primary	14	3	17	Upper Primary	19	4	23	<b>Total</b>	<b>33</b>	<b>7</b>	<b>40</b>
School Category	Yes	No	Total														
Primary	14	3	17														
Upper Primary	19	4	23														
<b>Total</b>	<b>33</b>	<b>7</b>	<b>40</b>														
<b>14.</b>	<p><b><u>Community Participation:</u></b></p> <p><b>i) Extent of participation by Parents / SMC / VEC / Panchayat / Urban bodies in daily supervision and monitoring.</b></p> <p>No participation in any form was seen:</p> <ul style="list-style-type: none"> <li>- by parents at 14 schools;</li> <li>- by SMS members at 9 schools;</li> <li>- by Panchayat members/ urban bodies at 10 schools.</li> </ul>																

**ii) Is any roster of community members being maintained for supervision of the MDM?**

**Table 14.1**  
**Mother Roster available at School level**

School Category	Yes	No	Total
Primary	13	4	17
Upper Primary	15	8	23
<b>Total</b>	<b>28</b>	<b>12</b>	<b>40</b>

**Figure 2.1**  
**Mother Roster available at School level**



By observations made, 28 visited schools had appointed a mother roster but only 14 of them were regularly updating her.

**iii) Is there any social audit mechanism in the school?**

Only 19 visited schools have a social audit mechanism. These include – mother roaster, MDM inspection register, monthly meeting of SMCs. In the meeting of gram sabha issues related with MDM are also discussed. Apart from these mechanisms Senior citizen & Antoyodya Card Holders also test the meal before it is served to students.

**iv) Number of meetings of SMC held during the monitoring period.**

31 visited schools had 1 meeting regarding MDM in last one month.

**v) In how many of these meetings issues related to MDM were discussed?**

Total 31 meetings in the last month took place in the visited schools. The main issues discussed in the meeting were MDM quality & quantity.

<b>15.</b>	<p><b><u>Inspection &amp; Supervision:</u></b></p> <p><b>i) Is there any Inspection Register available at school level?</b></p> <p style="text-align: center;"><b>Table 15.1</b> <b>Inspection Register (MDM) available at school level</b></p> <table border="1" style="width: 100%; border-collapse: collapse;"> <thead> <tr> <th style="width: 30%;">School Category</th> <th style="width: 15%;">Yes</th> <th style="width: 15%;">No</th> <th style="width: 15%;">Total</th> </tr> </thead> <tbody> <tr> <td>Primary</td> <td style="text-align: center;">15</td> <td style="text-align: center;">2</td> <td style="text-align: center;">17</td> </tr> <tr> <td>Upper Primary</td> <td style="text-align: center;">18</td> <td style="text-align: center;">5</td> <td style="text-align: center;">23</td> </tr> <tr> <td><b>Total</b></td> <td style="text-align: center;"><b>33</b></td> <td style="text-align: center;"><b>7</b></td> <td style="text-align: center;"><b>40</b></td> </tr> </tbody> </table> <p style="text-align: center;"><b>Figure 3.1</b> <b>Inspection &amp; Supervision</b></p> <p>At 7 visited schools MDM inspection register was not found.</p> <p><b>ii) Whether school has received any funds under MME component?</b></p> <p>Only 21 visited schools received funds under MME component.</p> <p><b>iii) Whether State / District / Block level officers / officials inspecting the MDM Scheme?</b></p> <p>Out of the 40 visited schools;</p> <ul style="list-style-type: none"> <li>• 2 primary &amp; 4 upper primary schools were inspected by state level officers.</li> <li>• 9 primary &amp; 9 upper primary schools were inspected by district level officers.</li> <li>• 10 primary &amp; 12 upper primary schools were inspected by block level officers.</li> </ul> <p><b>iv) The frequency of such inspections?</b></p>	School Category	Yes	No	Total	Primary	15	2	17	Upper Primary	18	5	23	<b>Total</b>	<b>33</b>	<b>7</b>	<b>40</b>
School Category	Yes	No	Total														
Primary	15	2	17														
Upper Primary	18	5	23														
<b>Total</b>	<b>33</b>	<b>7</b>	<b>40</b>														

	<p>Out of the 40 visited schools;</p> <ul style="list-style-type: none"> <li>• 2 primary &amp; 4 Upper Primary schools were inspected within last 2 months by state level officers.</li> <li>• 9 primary &amp; 9 upper primary schools were inspected within last 2 months by district level officers.</li> <li>• 10 primary &amp; 12 upper primary schools were inspected within last 2 months by block level officers.</li> </ul>
<b>16.</b>	<b><u>Impact:</u></b>
	<b>i) Has the mid-day meal improved the enrolment, attendance, retention of children in schools?</b>
	The survey data collected by the MI team shows an improvement in attendance, enrolment and retention of students at 24, 26 and 21 schools respectively.
	<b>ii) Whether mid-day meal has helped in improvement of the social harmony?</b>
	In 26 visited schools, the teachers noted improvement in social harmony post implementation of MDM program.
	<b>iii) Whether mid-day meal has helped in improvement of the nutritional status of the children?</b>
	At 35 visited schools (15 P + 20 M), improvement in the nutritional status of children has been noted after the implementation of MDM.
	<b>iv) Is there any other incidental benefit due to serving of meal in schools?</b>
	4 out of 40 visited schools witnessed at least one incidental benefit of serving meals in schools.
<b>17.</b>	<b><u>Grievance Redressal Mechanism :</u></b>
	<b>i) Is any grievance redressal mechanism in the district for MDMS?</b>
	After discussing with the district level MDM wing officer, it was recorded that 38 visited schools in the district had grievance redressal mechanism.
	<b>ii) Whether the district / block / school having any toll-free number?</b>
	MI team recorded in Ujjain district that 38, 38 and 36 schools had a toll-free number at district, block and school level respectively for MDM related query/ feedback.

**Table 1.1**  
**Name & category of the school visited by MI Team**

S. No.	Name of School	Block	DISE code
1	Govt. Primary School Khedamadhav	Barnagar	2321-0300701
2	Govt. Girls Upper primary School Ghatiya	Ghatiya	2321-0201104
3	Govt. Boy's Primary School Panbihar	Ghatiya	2321-0205103
4	Govt. Primary School Nayapura Barnagar	Barnagar	2321-0300135
5	Govt. Upper Primary School Sarsana	Barnagar	2321-0315102
6	Govt. Primary School Rajota	Barnagar	2321-0315901
7	Govt. Primary School Lakhkhedi	Mahidpur	2321-0603701
8	Govt. Upper Primary School No.2 Khachrod	Khachrod	2321-0400116
9	Govt. Boy's Upper Primary School Panbihar	Ghatiya	2321-0205102
10	Govt. Urdu Primary School Khachrod	Khachrod	2321-0400108
11	Govt. Girls Primary School Khachrod	Khachrod	2321-0400117
12	Govt. Girls Upper primary School Khachrod	Khachrod	2321-0400102
13	Govt. Boy's Upper Primary School No.1 Khachrod	Khachrod	2321-0400114
14	Govt. Regular Primary School No.2 Khachrod	Khachrod	2321-0400113
15	Govt. Primary School Sarsana	Barnagar	2321-0315101
16	Govt. Upper Primary School No.2 Barnagar	Barnagar	2321-0300134
17	Govt. Primary School Jhalariya	Barnagar	2321-0300801
18	Govt. Primary School Bandka	Ghatiya	2321-0202701
19	Govt. Upper Primary School Lakhkhedi	Mahidpur	2321-0603702
20	Govt. Primary School Pardikheda	Ghatiya	2321-0203903
21	Govt. Upper Primary School Bandka	Ghatiya	2321-0202702
22	Govt. Girls Upper primary School Panbihar	Ghatiya	2321-0205110
23	Govt. Girls Upper primary School Nagda	Khachrod	2321-0410643
24	Govt. Primary School No.2 Nagda	Khachrod	2321-0410606
25	Govt. Boy's Upper Primary School Nagda	Khachrod	2321-0410602
26	Govt. Upper Primary School Rajota	Barnagar	2321-0315902
27	Govt. Upper Primary School Jhalariya	Barnagar	2321-0300802
28	Govt. Primary School Rangarseri	Barnagar	2321-0300121
29	Govt. Upper Primary School Chak Kamed	Ghatiya	2321-0208302
30	Govt. Primary School Mahakal Maidan	Ujjain	2321-0703102
31	Govt. Upper Primary School Mahakal Maidan	Ujjain	2321-0703103
32	Govt. Urdu Girl's Primary School Madargate	Ujjain	2321-0702701

33	Govt. Girls Upper primary School Dashera Maidan No.1	Ujjain	2321-0704201
34	Govt. Upper Primary School Dolatganj No.2	Ujjain	2321-0700410
35	Govt. Urdu Upper Primary School No.1 Mahakal Maidan	Ujjain	2321-0703107
36	Govt. Upper Primary School Rishinagar	Ujjain	2321-0705002
37	Govt. Upper Primary School Damdama	Ujjain	2321-0705202
38	Govt. Primary School Rishinagar	Ujjain	2321-0705001
39	Govt. Primary School Damdama	Ujjain	2321-0705201
40	Govt. Girls Upper primary School Dashera Maidan No.2	Ujjain	2321-0704202